

Bookkeeping, Accounting, and Auditing Clerks in San Diego-Chula Vista-Carlsbad, CA

Contents

What is Lightcast Data?	1
Report Parameters	2
Executive Summary	3
Jobs	4
Compensation	6
Job Posting Activity	7
Demographics	12
Occupational Programs	15
Appendix A	16

What is Lightcast Data?

Lightcast data is a hybrid dataset derived from official government sources such as the US Census Bureau, Bureau of Economic Analysis, and Bureau of Labor Statistics. Leveraging the unique strengths of each source, our data modeling team creates an authoritative dataset that captures more than 99% of all workers in the United States. This core offering is then enriched with data from online social profiles, resumés, and job postings to give you a complete view of the workforce.

Lightcast data is frequently cited in major publications such as *The Atlantic*, *Forbes*, *Harvard Business Review*, *The New York Times*, *The Wall Street Journal*, and *USA Today*.



Report Parameters

1 Occupation

43-3031 Bookkeeping, Accounting, and Auditing Clerks

1 MSA

41740 San Diego-Chula Vista-Carlsbad, CA

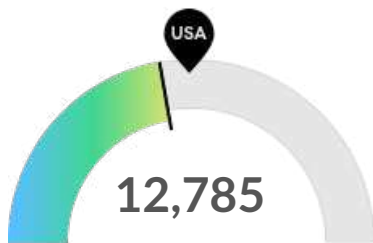
Class of Worker

QCEW Employees

The information in this report pertains to the chosen occupation and geographical area.

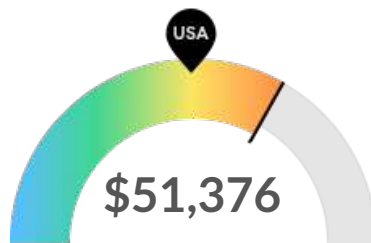
Executive Summary

Aggressive Job Posting Demand Over a Thin Supply of Regional Jobs



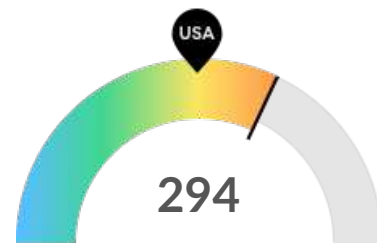
Jobs (2023)

San Diego-Chula Vista-Carlsbad, CA is not a hotspot for this kind of job. The national average for an area this size is 15,078* employees, while there are 12,785 here.



Compensation

Earnings are high in San Diego-Chula Vista-Carlsbad, CA. The national median salary for Bookkeeping, Accounting, and Auditing Clerks is \$47,445, compared to \$51,376 here.



Job Posting Demand

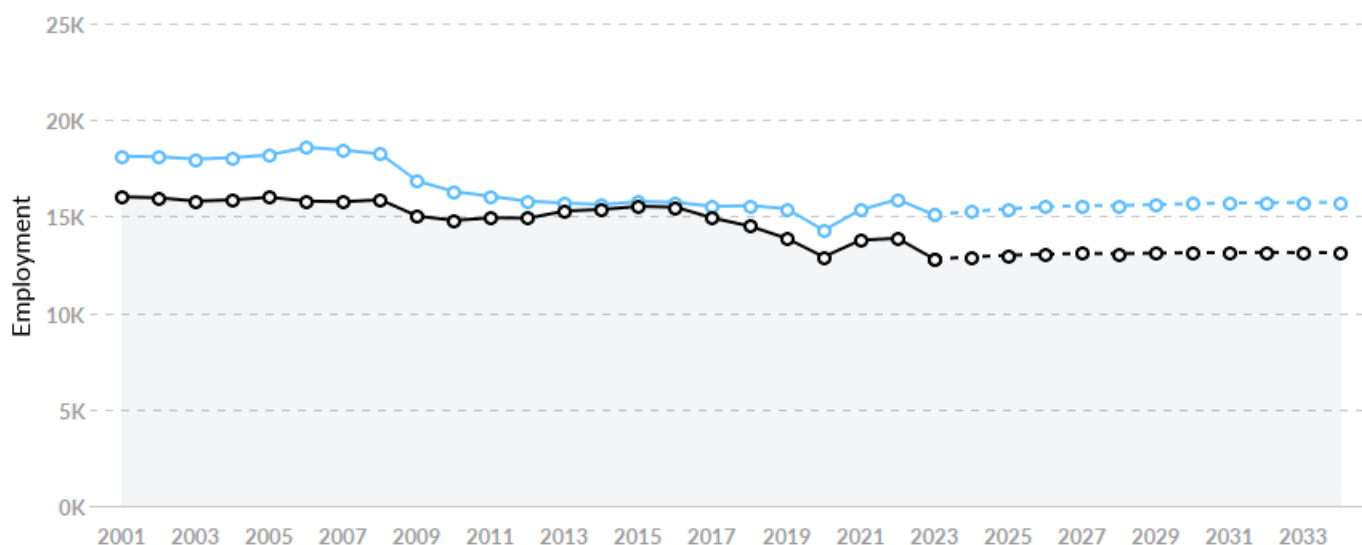
Job posting activity is high in San Diego-Chula Vista-Carlsbad, CA. The national average for an area this size is 199* job postings/mo, while there are 294 here.

*National average values are derived by taking the national value for Bookkeeping, Accounting, and Auditing Clerks and scaling it down to account for the difference in overall workforce size between the nation and San Diego-Chula Vista-Carlsbad, CA. In other words, the values represent the national average adjusted for region size.

Jobs

Regional Employment Is Lower Than the National Average

An average area of this size typically has 15,078* jobs, while there are 12,785 here. This lower than average supply of jobs may make it more difficult for workers in this field to find employment in your area.



	Region	2023 Jobs	2024 Jobs	Change	% Change
●	San Diego-Chula Vista-Carlsbad, CA	12,785	12,903	118	0.9%
●	National Average	15,078	15,263	185	1.2%

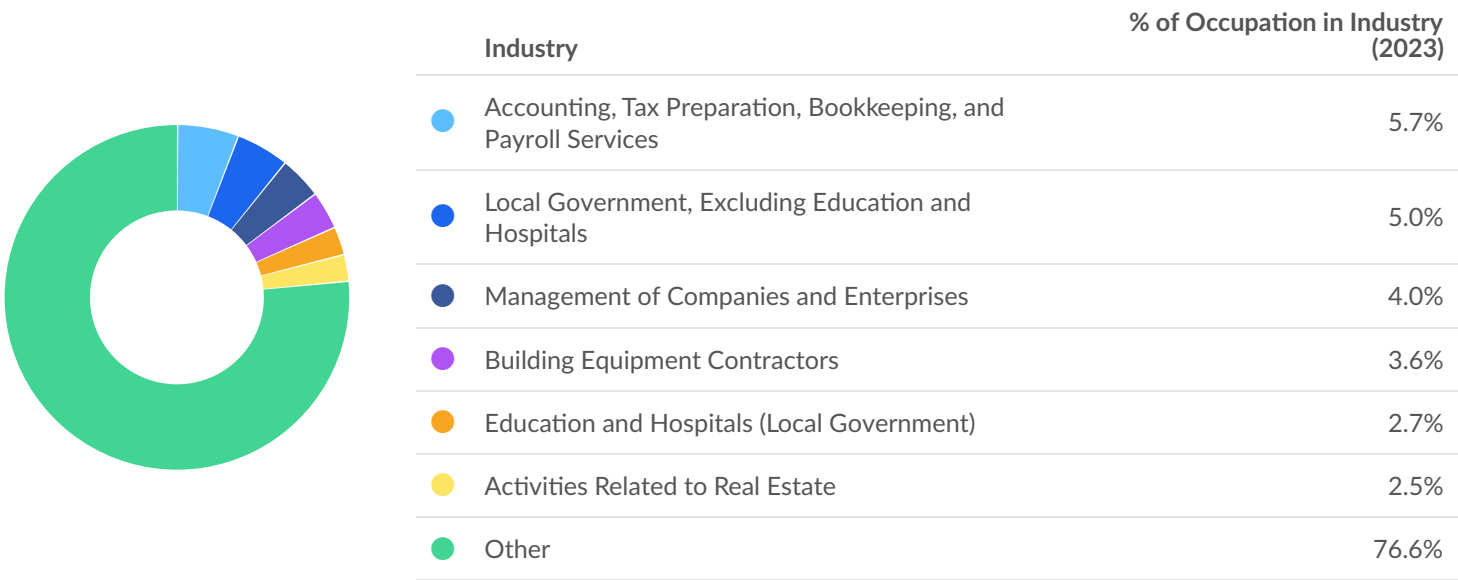
*National average values are derived by taking the national value for Bookkeeping, Accounting, and Auditing Clerks and scaling it down to account for the difference in overall workforce size between the nation and San Diego-Chula Vista-Carlsbad, CA. In other words, the values represent the national average adjusted for region size.

Regional Breakdown



County	2023 Jobs
San Diego County, CA	12,785

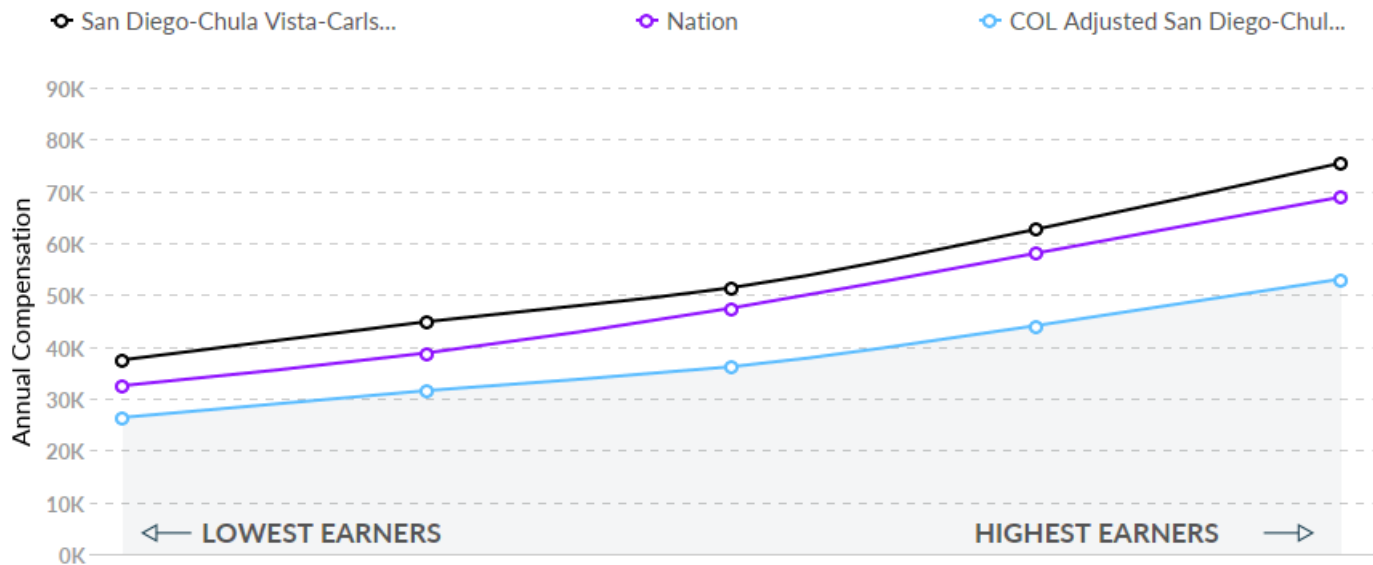
Most Jobs are Found in the Accounting, Tax Preparation, Bookkeeping, and Payroll Services Industry Sector



Compensation

Regional Compensation Is 8% Higher Than National Compensation

For Bookkeeping, Accounting, and Auditing Clerks, the 2023 median wage in San Diego-Chula Vista-Carlsbad, CA is \$51,376, while the national median wage is \$47,445.



Job Posting Activity



4,990 Unique Job Postings

The number of unique postings for this job from Jan 2023 to May 2024.



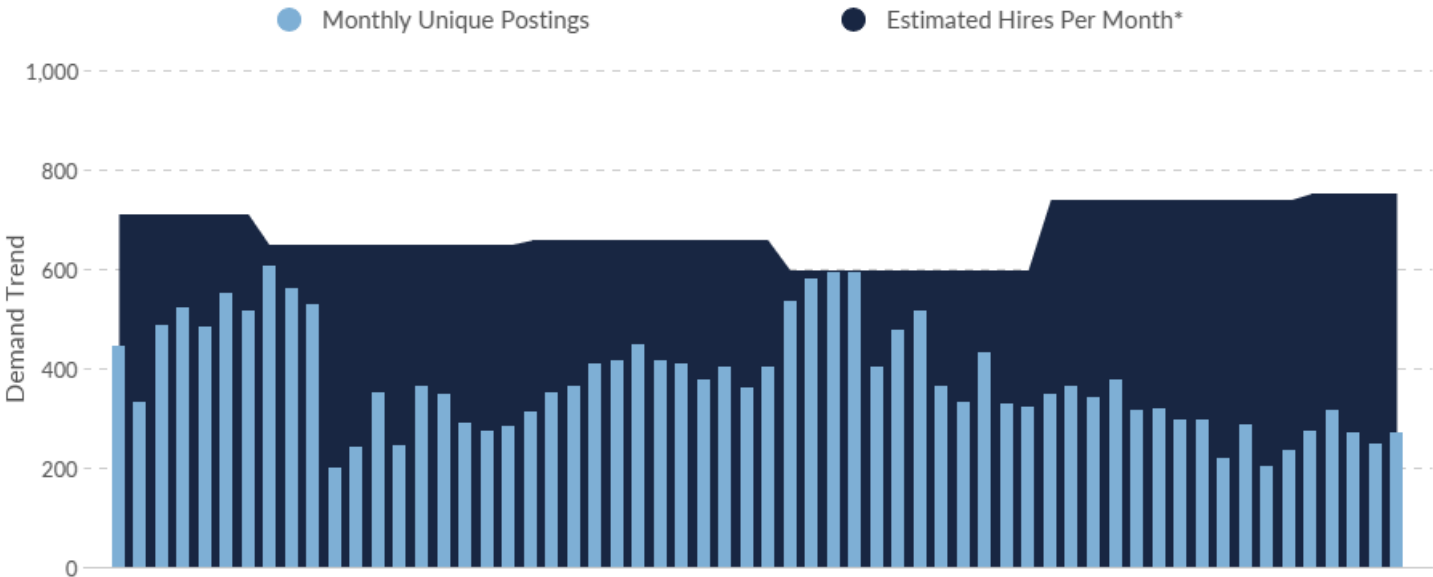
1,706 Employers Competing

All employers in the region who posted for this job from Jan 2023 to May 2024.



26 Day Median Duration

Posting duration is 3 days shorter than what's typical in the region.



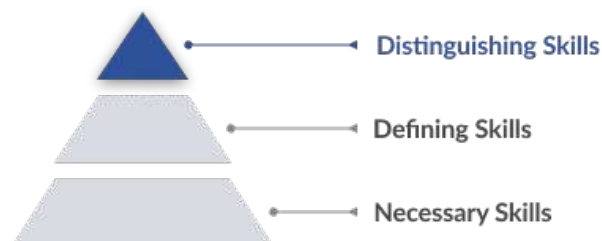
Occupation	Avg Monthly Postings (Jan 2023 - May 2024)	Avg Monthly Hires (Jan 2023 - May 2024)
Bookkeeping, Accounting, and Auditing Clerks	294	743

*A hire is reported by the Quarterly Workforce Indicators when an individual's Social Security Number appears on a company's payroll and was not there the quarter before. Lightcast hires are calculated using a combination of Lightcast jobs data, information on separation rates from the Bureau of Labor Statistics (BLS), and industry-based hires data from the Census Bureau.

Top Companies	Unique Postings	Top Job Titles	Unique Postings
Robert Half	966 <div></div>	Accounts Payable Specialists	734 <div></div>
Aston Carter	138 <div></div>	Accounting Clerks	452 <div></div>
Randstad	97 <div></div>	Bookkeepers	390 <div></div>
Vaco	79 <div></div>	Accounts Receivable Specialists	360 <div></div>
AppleOne	50 <div></div>	Accounting Assistants	351 <div></div>
Community Research Foundation	39 <div></div>	Accounts Payable Clerks	336 <div></div>
Express Employment Profession...	39 <div></div>	Accounts Receivable Clerks	206 <div></div>
Lee Hecht Harrison	39 <div></div>	Accounting Specialists	198 <div></div>
Cv Resources	30 <div></div>	Full Charge Bookkeepers	122 <div></div>
Boutique Recruiting	27 <div></div>	Accounting Technicians	96 <div></div>

Top Distinguishing Skills by Demand

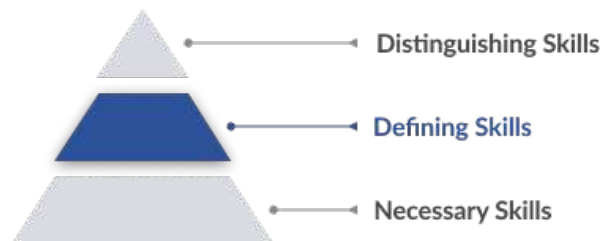
An occupation's Distinguishing Skills are the advanced skills that are called for occasionally. An employee with these skills is likely more specialized and able to differentiate themselves from others in the same role.



Skill	Salary Boosting	Job Postings Requesting	Projected Growth	Growth Relative to Market
Ledgers (Accounting)	✓	332	+20.1%	Rapidly Growing
Accruals	✗	314	+14.4%	Growing
Bank Reconciliations	✗	248	+9.3%	Growing
Bank Statements	✗	248	+10.9%	Growing
Invoice Matching	✗	245	+5.5%	Stable
Payroll Processing	✗	233	+16.2%	Growing
Cash Receipts	✗	223	+17.9%	Growing
Sales Tax	✗	203	+18.6%	Growing
Payment Processing	✗	157	+18.1%	Growing
Cash Application	✓	118	+8.6%	Growing

Top Defining Skills by Demand

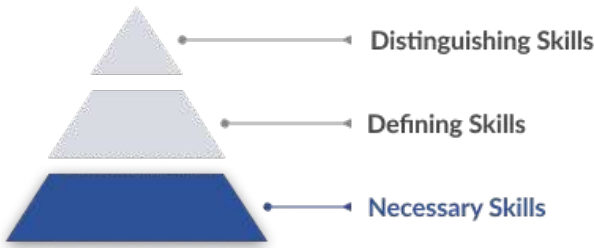
An occupation's Defining Skills represent the day-to-day tasks and responsibilities of the job. An employee needs these skills to qualify for and perform successfully in this occupation.



Skill	Salary Boosting	Job Postings Requesting	Projected Growth	Growth Relative to Market
Accounting	×	3,592	+24.0%	Rapidly Growing
Invoicing	×	2,962	+16.2%	Growing
Accounts Payable	×	2,932	+1.3%	Lagging
Accounts Receivable	×	2,284	+20.7%	Rapidly Growing
Bookkeeping	×	1,529	+19.9%	Rapidly Growing
Finance	×	1,376	+27.3%	Rapidly Growing
Financial Statements	×	1,287	+20.1%	Rapidly Growing
Accounting Software	×	1,216	+20.5%	Rapidly Growing
Month-End Closing	✓	958	+15.3%	Growing
General Ledger	×	829	+22.4%	Rapidly Growing

Top Necessary Skills by Demand

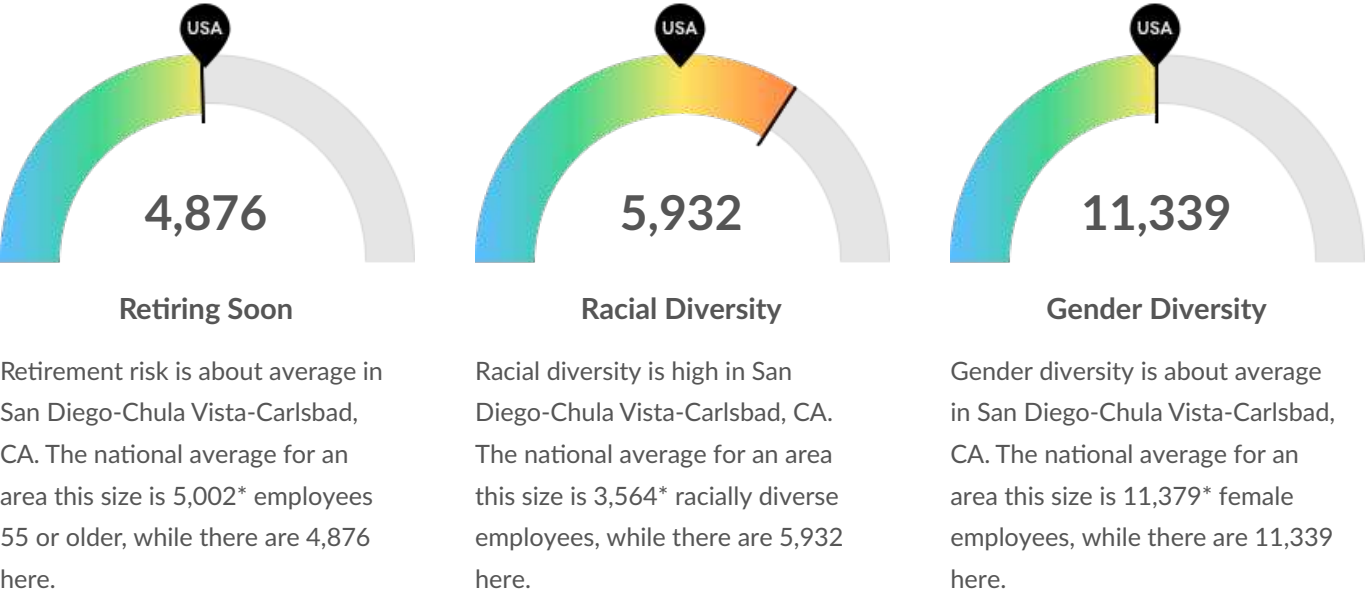
An occupation's Necessary Skills are the specialized skills required for that job and relevant across other similar jobs. An employee needs these skills as building blocks to perform the more complex Defining Skills.



Skill	Salary Boosting	Job Postings Requesting	Projected Growth	Growth Relative to Market
Data Entry	×	1,036	+2.6%	Lagging
Auditing	×	1,001	+21.8%	Rapidly Growing
Billing	×	984	+20.0%	Rapidly Growing
Reconciliation	×	703	+22.0%	Rapidly Growing
Deposit Accounts	×	539	+10.2%	Growing

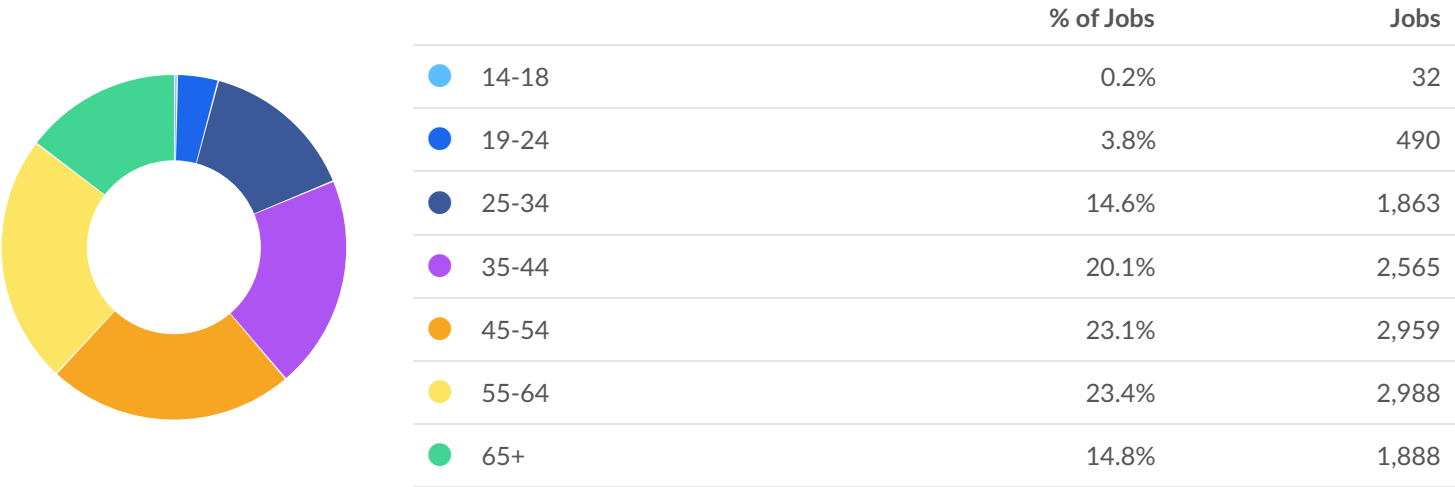
Demographics

Retirement Risk Is About Average, While Overall Diversity Is High

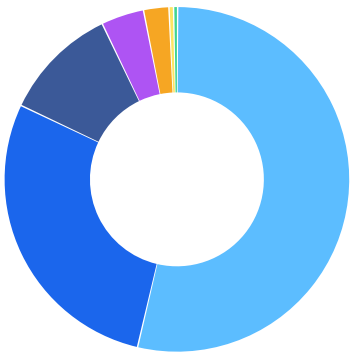


*National average values are derived by taking the national value for Bookkeeping, Accounting, and Auditing Clerks and scaling it down to account for the difference in overall workforce size between the nation and San Diego-Chula Vista-Carlsbad, CA. In other words, the values represent the national average adjusted for region size.

Occupation Age Breakdown

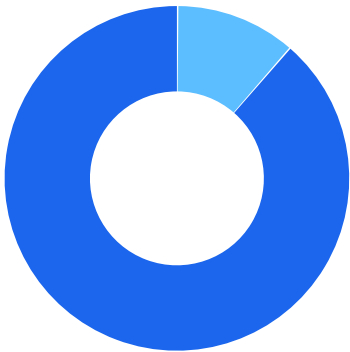


Occupation Race/Ethnicity Breakdown



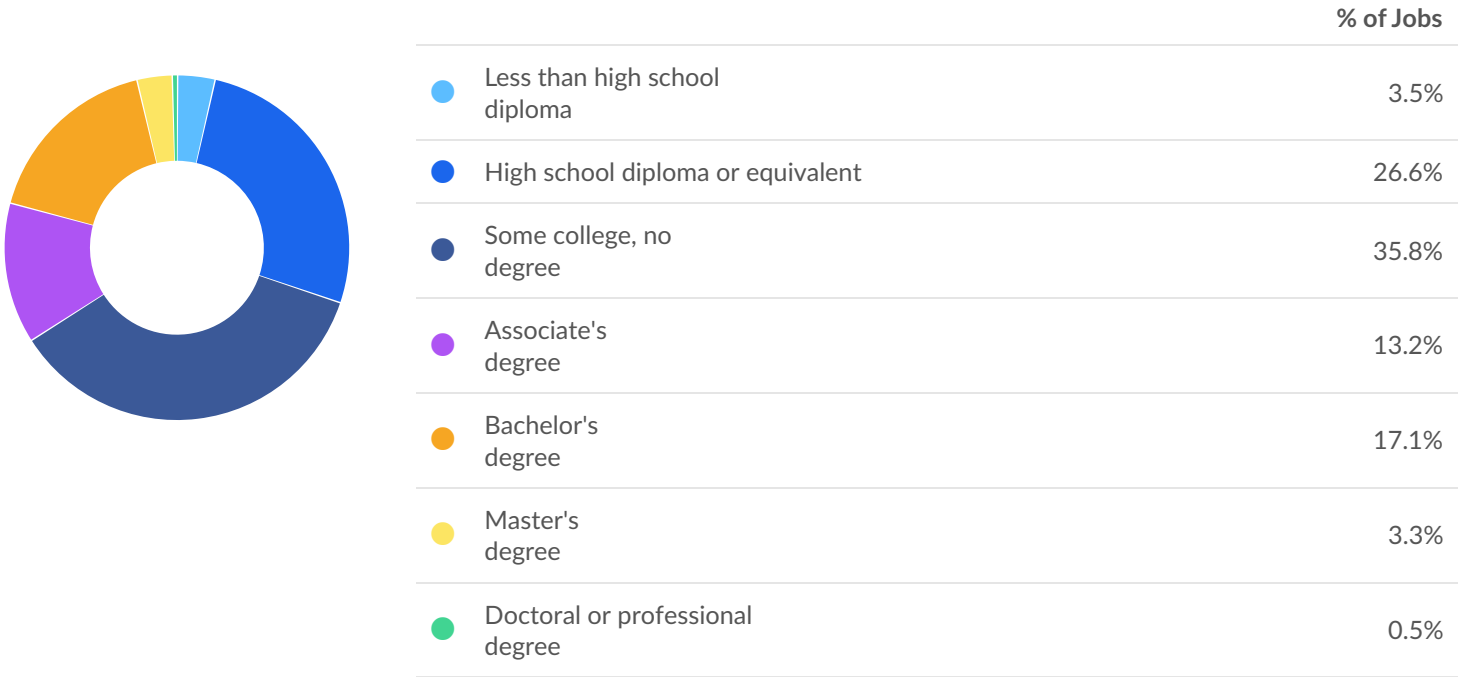
	% of Jobs	Jobs
White	53.6%	6,853
Hispanic or Latino	28.4%	3,628
Asian	10.8%	1,384
Black or African American	4.0%	513
Two or More Races	2.4%	303
Native Hawaiian or Other Pacific Islander	0.4%	55
American Indian or Alaska Native	0.4%	49

Occupation Gender Breakdown



	% of Jobs	Jobs
Males	11.3%	1,445
Females	88.7%	11,339

National Educational Attainment



Occupational Programs



4 Programs

Of the programs that can train for this job, 4 have produced completions in the last 5 years.



877 Completions (2023)

The completions from all regional institutions for all degree types.



1,601 Openings (2023)

The average number of openings for an occupation in the region is 256.

CIP Code	Top Programs	Completions (2023)
52.0301	Accounting	474 <div></div>
52.0302	Accounting Technology/Technician and Bookkeeping	316 <div></div>
52.0408	General Office Occupations and Clerical Services	76 <div></div>
52.0399	Accounting and Related Services, Other	11 <div></div>

Top Schools	Completions (2023)
Ashford University	217 <div></div>
National University	94 <div></div>
MiraCosta College	85 <div></div>
University of San Diego	70 <div></div>
UEI College-Chula Vista	59 <div></div>
Southwestern College	52 <div></div>
Palomar College	51 <div></div>
Poway Adult School	47 <div></div>
Escondido Adult School	39 <div></div>
San Diego Mesa College	25 <div></div>

Appendix A

Bookkeeping, Accounting, and Auditing Clerks (SOC 43-3031):

Compute, classify, and record numerical data to keep financial records complete. Perform any combination of routine calculating, posting, and verifying duties to obtain primary financial data for use in maintaining accounting records. May also check the accuracy of figures, calculations, and postings pertaining to business transactions recorded by other workers. Excludes Payroll and Timekeeping Clerks (43-3051).

Sample of Reported Job Titles:

Accounts Receivable Clerk
Accounts Payable Clerk
Accounting Technician
Accounting Specialist
Accounts Receivable Assistant
Accounts Payable Specialist
Accounts Payable Coordinator
Accounting Coordinator
Accounting Clerk
Accounting Associate

Related O*NET Occupation:

Bookkeeping, Accounting, and Auditing Clerks (43-3031.00)

Appendix B - Data Sources and Calculations

Location Quotient

Location quotient (LQ) is a way of quantifying how concentrated a particular industry, cluster, occupation, or demographic group is in a region as compared to the nation. It can reveal what makes a particular region unique in comparison to the national average.

Occupation Data

Emsi occupation employment data are based on final Emsi industry data and final Emsi staffing patterns. Wage estimates are based on Occupational Employment Statistics (QCEW and Non-QCEW Employees classes of worker) and the American Community Survey (Self-Employed and Extended Proprietors). Occupational wage estimates are also affected by county-level Emsi earnings by industry.

Staffing Patterns Data

The staffing pattern data in this report are compiled from several sources using a specialized process. For QCEW and Non-QCEW Employees classes of worker, sources include Occupational Employment Statistics, the National Industry-Occupation Employment Matrix, and the American Community Survey. For the Self-Employed and Extended Proprietors classes of worker, the primary source is the American Community Survey, with a small amount of information from Occupational Employment Statistics.

Cost of Living Data

Lightcast's cost of living data is based on the Cost of Living Index published by the Council for Community and Economic Research (C2ER).

Lightcast Job Postings

Job postings are collected from various sources and processed/enriched to provide information such as standardized company name, occupation, skills, and geography.

Institution Data

The institution data in this report is taken directly from the national IPEDS database published by the U.S. Department of Education's National Center for Education Statistics.