

Report Builder

Lightcast Q3 2024 Data Set

July 2024



900 Rancho San Diego Pky
California 92019

Parameters

Report Focus:

Description
Summary
Trends
Occupations

Description
Job Titles
Industries
Skills

Regions:

Code	Description
41740	San Diego-Chula Vista-Carlsbad, CA

Job Title:

Results should include

Description
"english" Job Titles with 83 matches

Minimum Experience Required: Any

Education Level: Any

Job Type: Include Internships

Keyword Search:

Posting Type: Newly Posted

Job Postings Summary

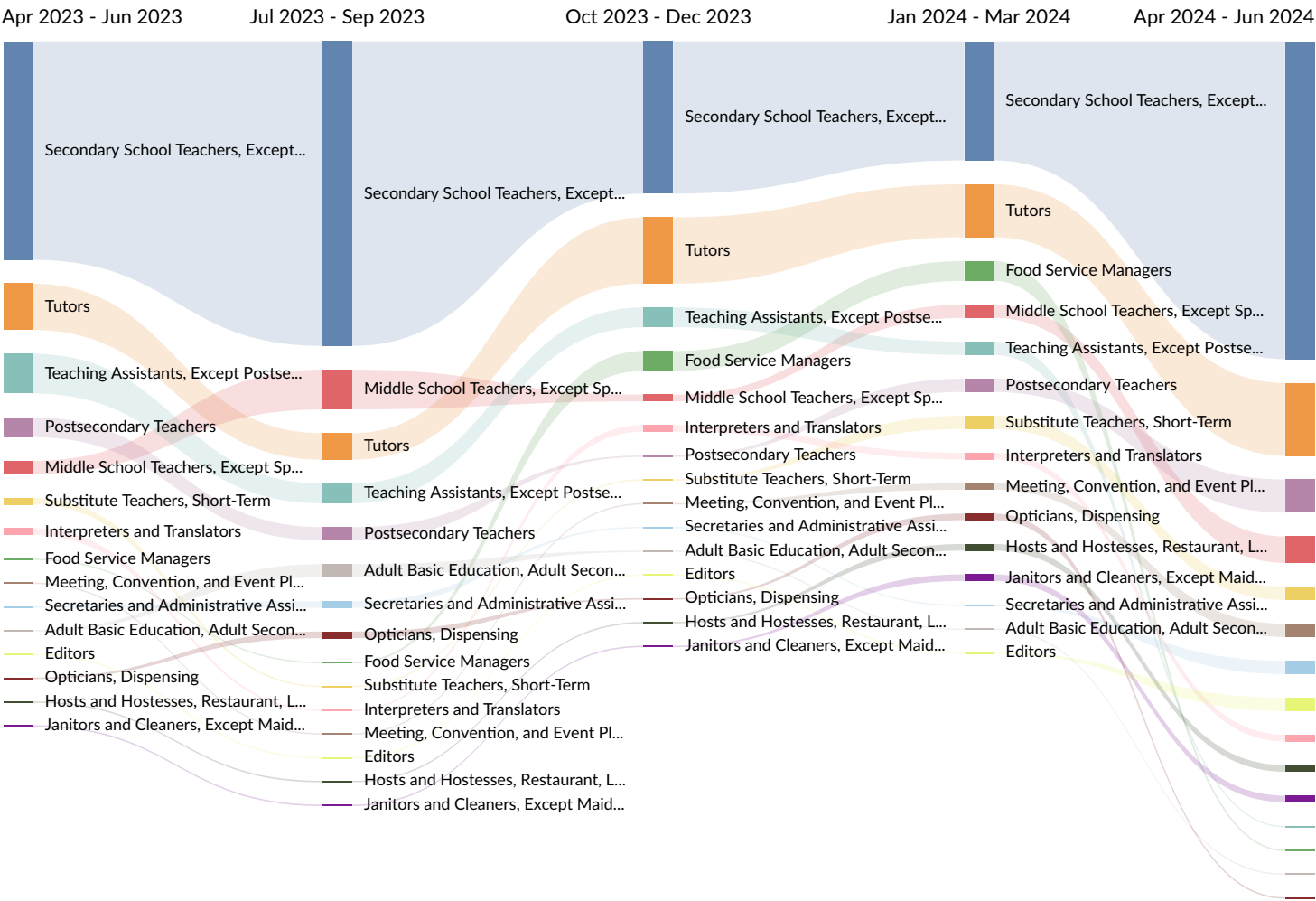
<div>338</div> <div>Unique Postings</div> <div>846 Total Postings</div>	<div>3 : 1</div> <div>Posting Intensity</div> <div><div></div></div> <div>Regional Average: 4 : 1</div>	<div>126</div> <div>Employers Competing</div> <div>32,304 Total Employers</div>	<div>27 days</div> <div>Median Posting Duration</div> <div>Regional Average: 28 days</div>
---	---	---	--

There were 846 total job postings for your selection from January 2023 to June 2024, of which 338 were unique. These numbers give us a Posting Intensity of 3-to-1, meaning that for every 3 postings there is 1 unique job posting.

This is lower than the Posting Intensity for all other occupations and companies in the region (4-to-1), indicating that they may not be trying as hard to hire for this position.

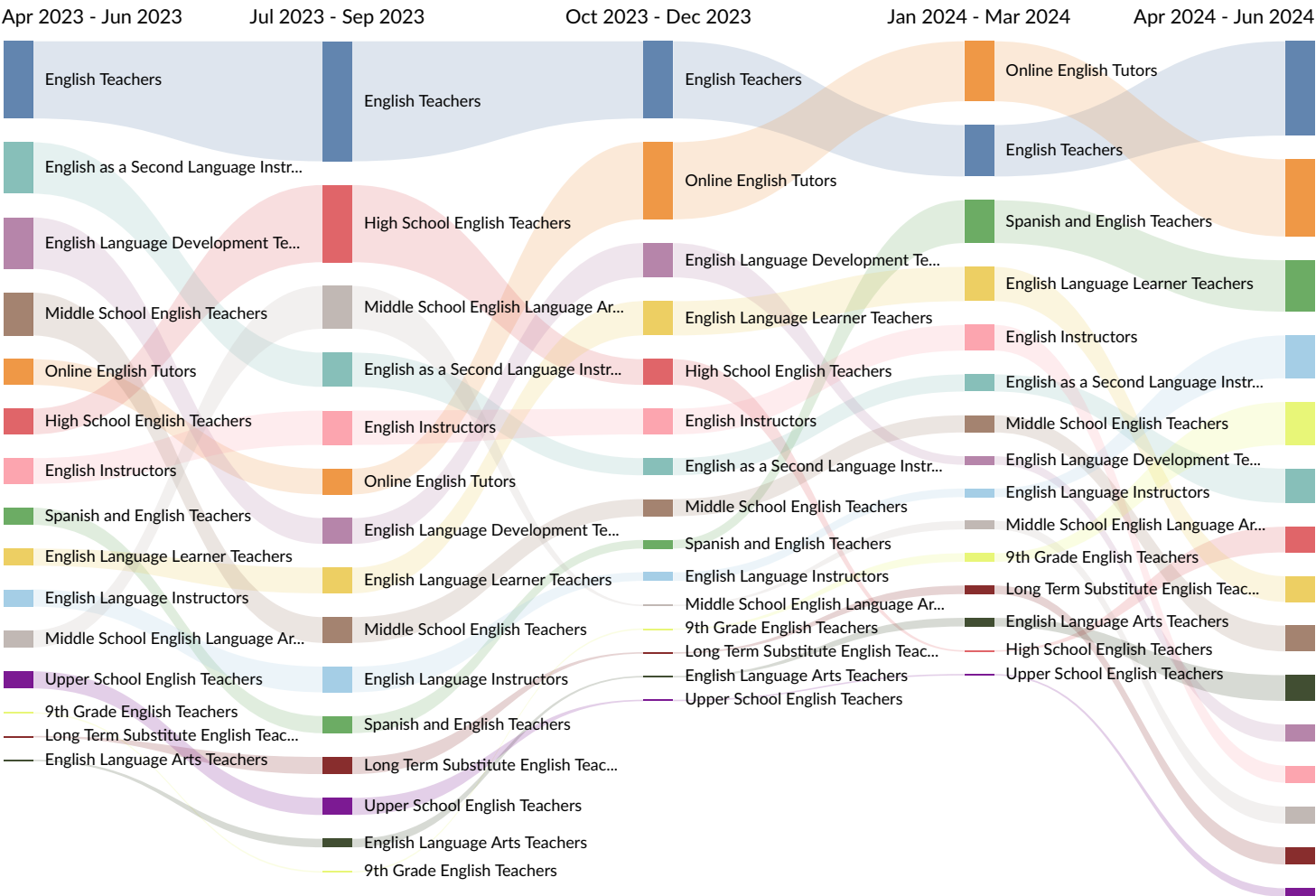
Occupation Trends in Job Postings by Quarter

The chart below captures the postings trend for the top 15 occupations posted for based on your filters.



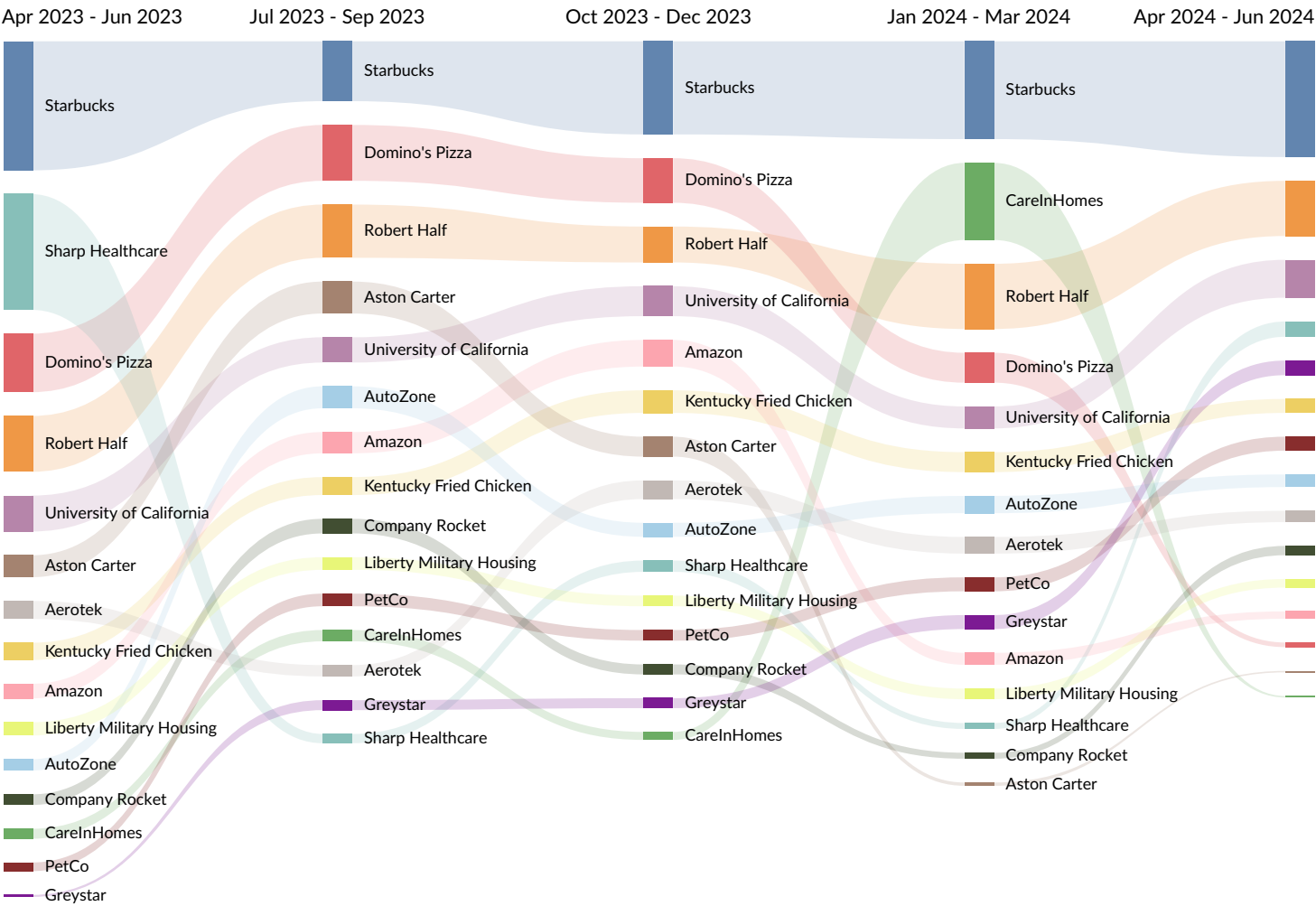
Job Title Trends in Job Postings by Quarter

The chart below captures the postings trend for the top 15 job titles posted for based on your filters.



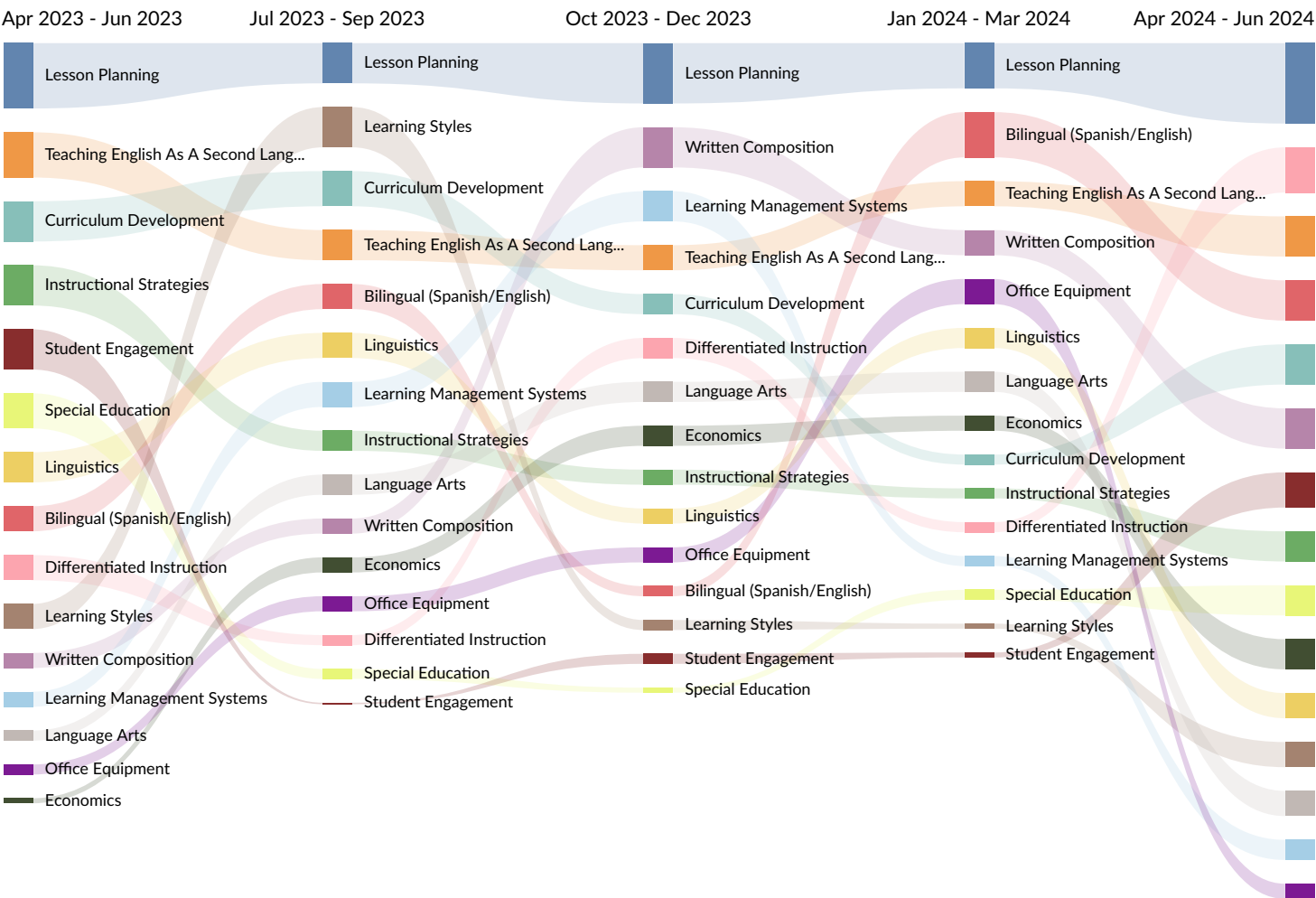
Company Trends in Job Postings by Quarter

The chart below captures the postings trend for the top 15 companies posted for based on your filters.



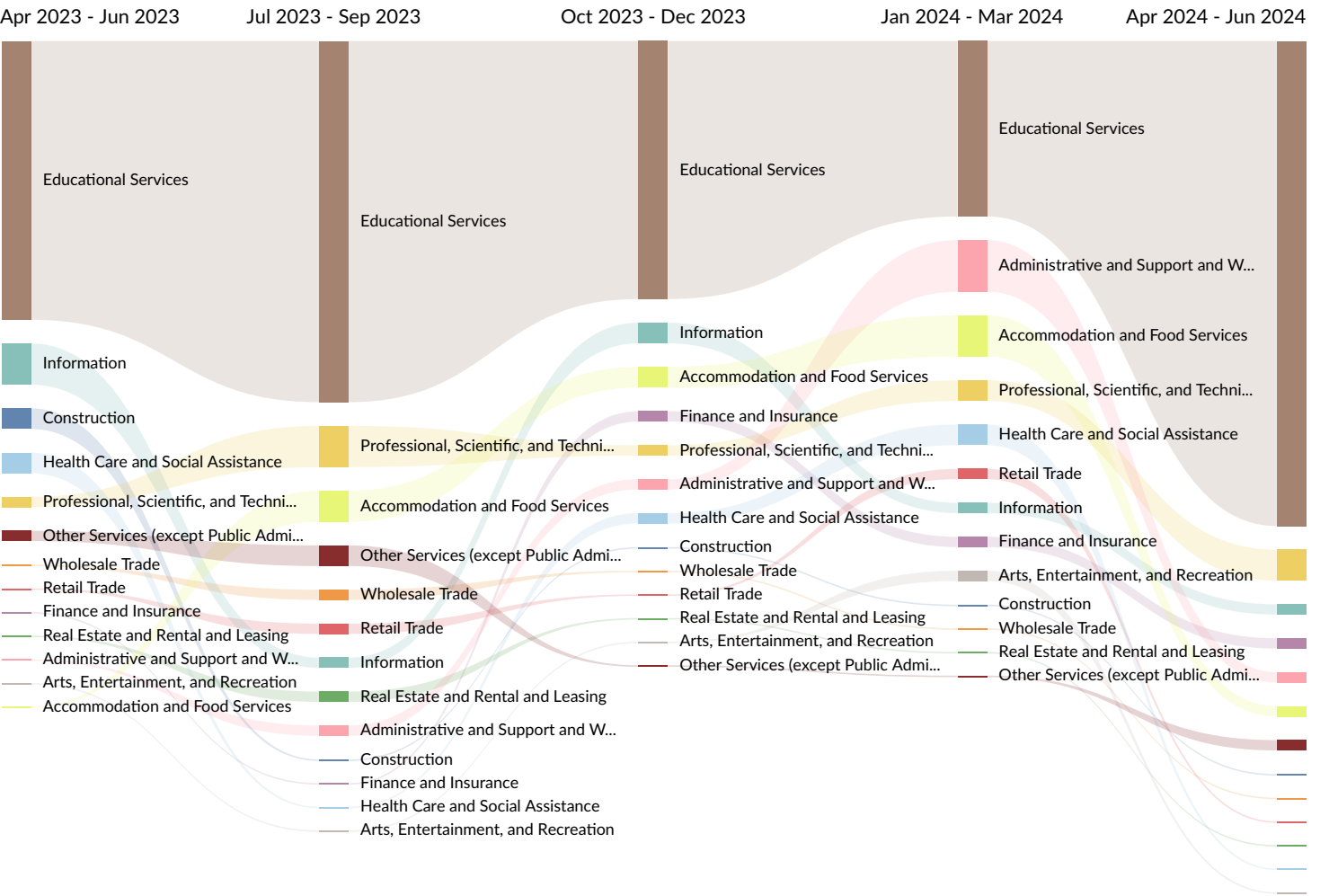
Skill Trends in Job Postings by Quarter

The chart below captures the postings trend for the top 15 skills posted for based on your filters.



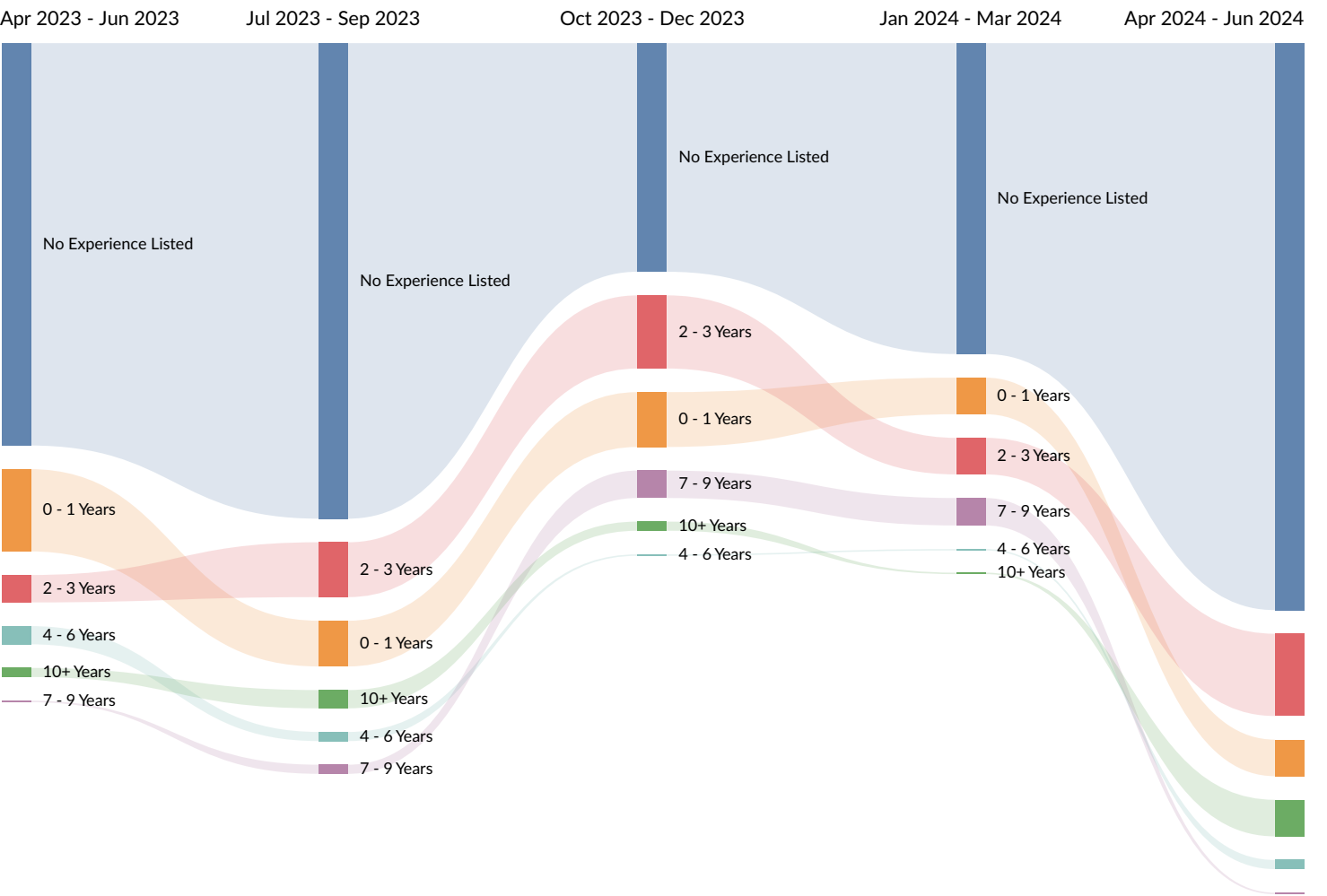
Industry Trends in Job Postings by Quarter

The chart below captures the postings trend by quarter for the top 13 industries posting in your region based on your filters.



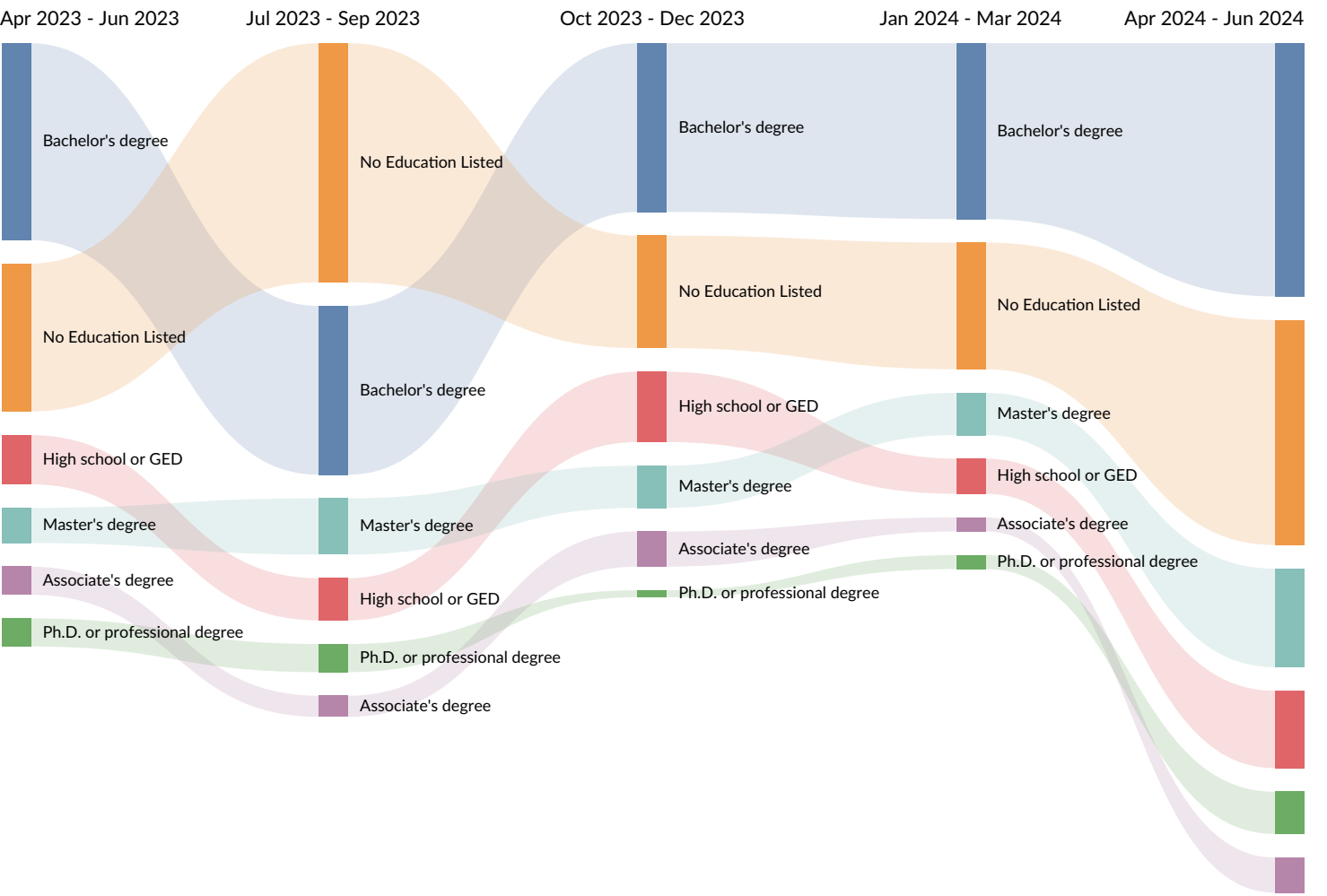
Minimum Experience Requirement Trends in Job Postings by Quarter

The chart below captures the trend for the experience requirements by quarter shown in postings in your region based on your filters.



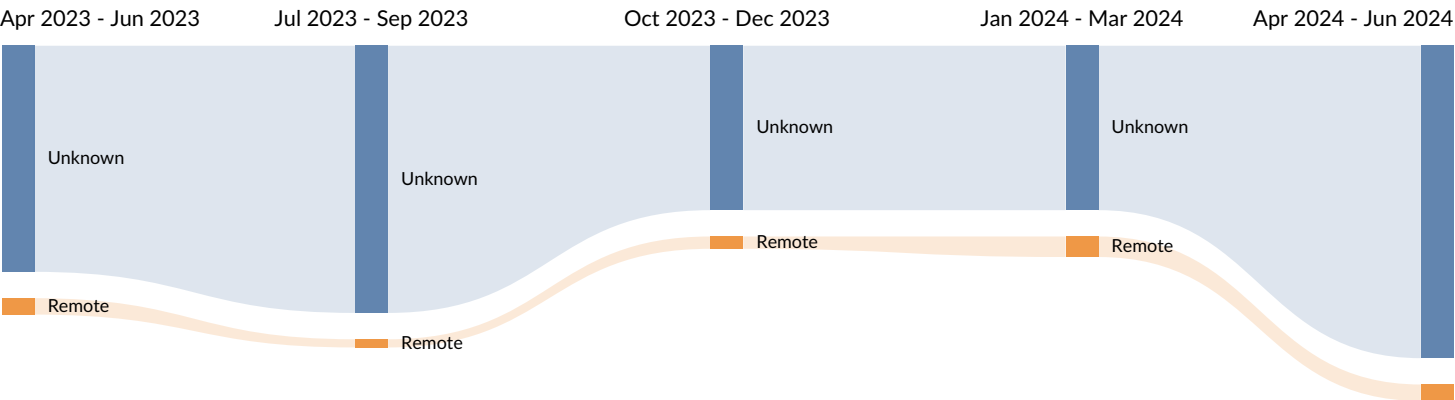
Educational Requirement Trends in Job Postings by Quarter

The chart below captures the quarterly trend for the educational requirements shown in postings in your region based on your filters.



Remote Trends in Job Postings by Quarter











The chart below captures the remote posting trends based on your filters.












Top Posted Occupations

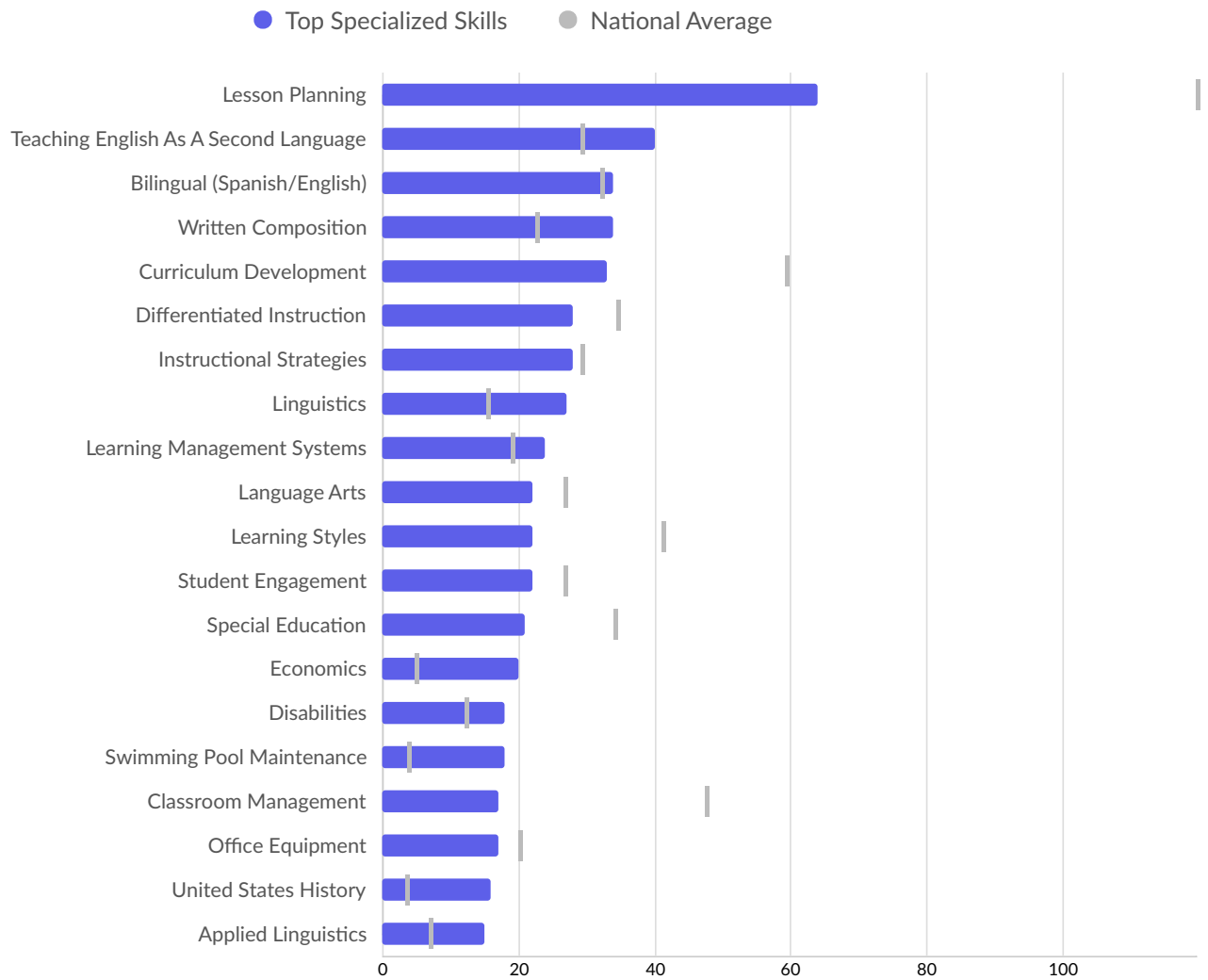
Occupation (SOC)	Total/Unique (Jan 2023 - Jun 2024)	Posting Intensity	Median Posting Duration
Secondary School Teachers, Except Special and Career/Technical Education	425 / 193	2 : 1	29 days
Tutors	193 / 47	4 : 1	23 days
Postsecondary Teachers	32 / 16	2 : 1	51 days
Middle School Teachers, Except Special and Career/Technical Education	21 / 16	1 : 1	33 days
Teaching Assistants, Except Postsecondary	29 / 14	2 : 1	27 days
Food Service Managers	20 / 6	3 : 1	51 days
Substitute Teachers, Short-Term	14 / 6	2 : 1	15 days
Interpreters and Translators	9 / 4	2 : 1	22 days
Meeting, Convention, and Event Planners	7 / 3	2 : 1	n/a
Opticians, Dispensing	15 / 3	5 : 1	26 days

Top Posted Job Titles

Job Title	Total/Unique (Jan 2023 - Jun 2024)	Posting Intensity	Median Posting Duration
English Teachers	159 / 60	3 : 1 	42 days
Online English Tutors	166 / 34	5 : 1 	21 days
English as a Second Language Instructors	73 / 22	3 : 1 	52 days
Spanish and English Teachers	58 / 20	3 : 1 	26 days
High School English Teachers	28 / 19	1 : 1 	29 days
English Language Learner Teachers	33 / 18	2 : 1 	24 days
English Language Development Teachers	33 / 17	2 : 1 	50 days
English Instructors	55 / 16	3 : 1 	42 days
Middle School English Teachers	17 / 15	1 : 1 	23 days
English Language Instructors	33 / 13	3 : 1 	17 days

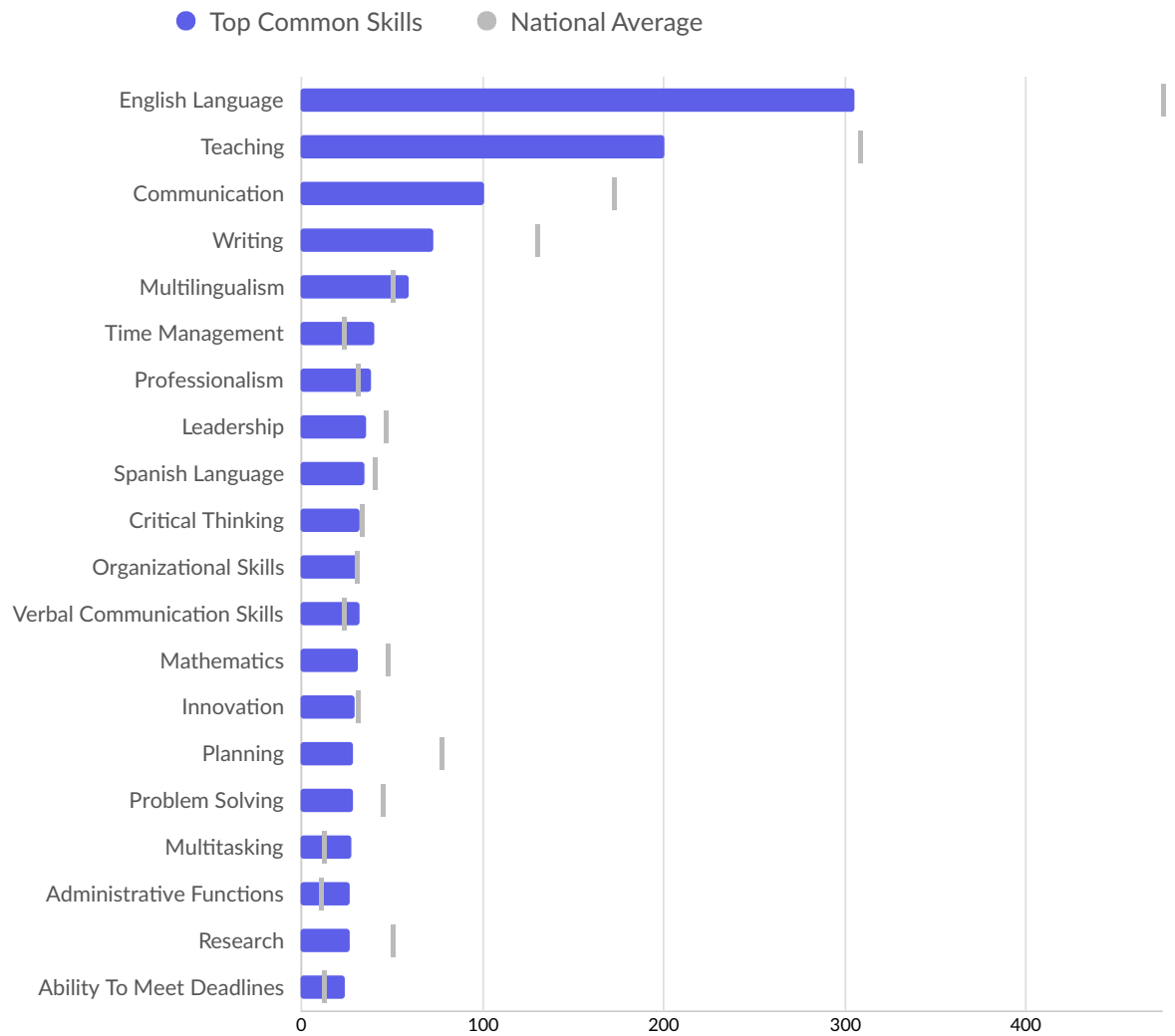
Top Industries

	Total/Unique (Jan 2023 - Jun 2024)	Posting Intensity	Median Posting Duration
Elementary and Secondary Schools	197 / 103	2 : 1 	29 days
Junior Colleges	117 / 36	3 : 1 	44 days
Software Publishers	101 / 10	10 : 1 	22 days
Exam Preparation and Tutoring	39 / 10	4 : 1 	21 days
Colleges, Universities, and Professional Schools	33 / 9	4 : 1 	6 days
Educational Support Services	22 / 9	2 : 1 	27 days
Temporary Help Services	6 / 6	1 : 1 	17 days
All Other Miscellaneous Schools and Instruction	19 / 6	3 : 1 	42 days
Child Care Services	14 / 6	2 : 1 	18 days



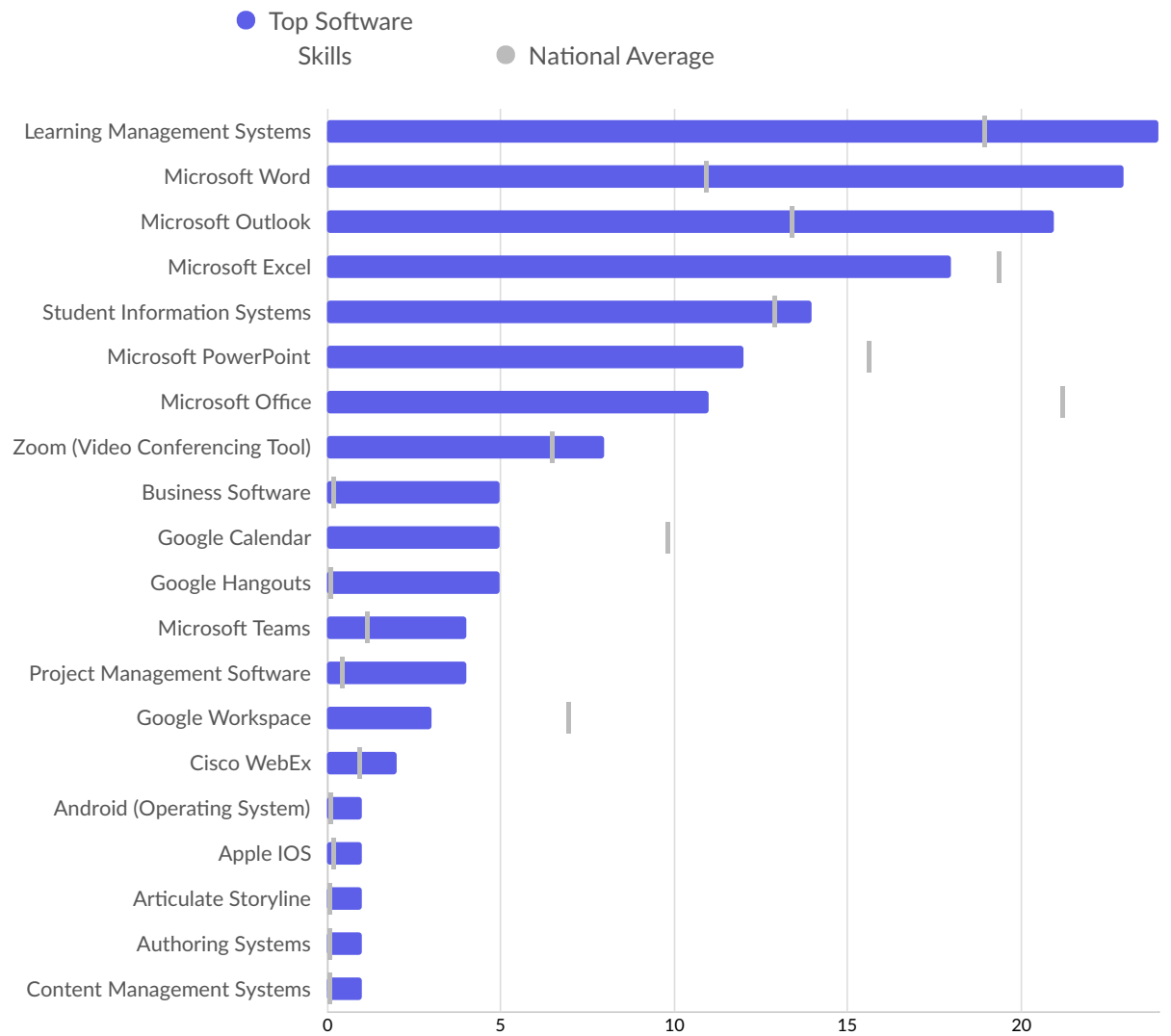
Top Specialized Skills	Unique Postings	National Average
Lesson Planning	64	120
Teaching English As A Second Language	40	29
Bilingual (Spanish/English)	34	32
Written Composition	34	23
Curriculum Development	33	59
Differentiated Instruction	28	34
Instructional Strategies	28	29
Linguistics	27	15
Learning Management Systems	24	19
Language Arts	22	27
Learning Styles	22	41
Student Engagement	22	27
Special Education	21	34

Economics	20	5
Disabilities	18	12
Swimming Pool Maintenance	18	4
Classroom Management	17	47
Office Equipment	17	20
United States History	16	4
Applied Linguistics	15	7



Top Common Skills	Unique Postings	National Average
English Language	306	475
Teaching	201	308
Communication	101	172
Writing	73	130
Multilingualism	60	50
Time Management	41	22
Professionalism	39	30
Leadership	36	46
Spanish Language	35	40
Critical Thinking	33	33
Organizational Skills	33	29
Verbal Communication Skills	33	23
Mathematics	32	47

Innovation	30	31
Planning	29	77
Problem Solving	29	44
Multitasking	28	12
Administrative Functions	27	10
Research	27	50
Ability To Meet Deadlines	24	12



Top Software Skills	Unique Postings	National Average
Learning Management Systems	24	19
Microsoft Word	23	11
Microsoft Outlook	21	13
Microsoft Excel	18	19
Student Information Systems	14	13
Microsoft PowerPoint	12	16
Microsoft Office	11	21
Zoom (Video Conferencing Tool)	8	6
Business Software	5	0
Google Calendar	5	10
Google Hangouts	5	0
Microsoft Teams	4	1

Project Management Software	4	0
Google Workspace	3	7
Cisco WebEx	2	1
Android (Operating System)	1	0
Apple IOS	1	0
Articulate Storyline	1	0
Authoring Systems	1	0
Content Management Systems	1	0

Appendix A - Data Sources and Calculations

Lightcast Job Postings

Job postings are collected from various sources and processed/enriched to provide information such as standardized company name, occupation, skills, and geography.

State Data Sources

This report uses state data from the following agencies: California Employment Development Department