

Report Builder

Lightcast Q3 2024 Data Set

July 2024



Parameters

Report Focus:

Description
Summary
Trends
Occupations

Description
Job Titles
Industries
Skills

Regions:

Code	Description
41740	San Diego-Chula Vista-Carlsbad, CA

Job Title:

Results should include

Description
"public health" Job Titles with 42 matches

Minimum Experience Required: Any

Education Level: Any

Job Type: Include Internships

Keyword Search:

Posting Type: Newly Posted

Job Postings Summary

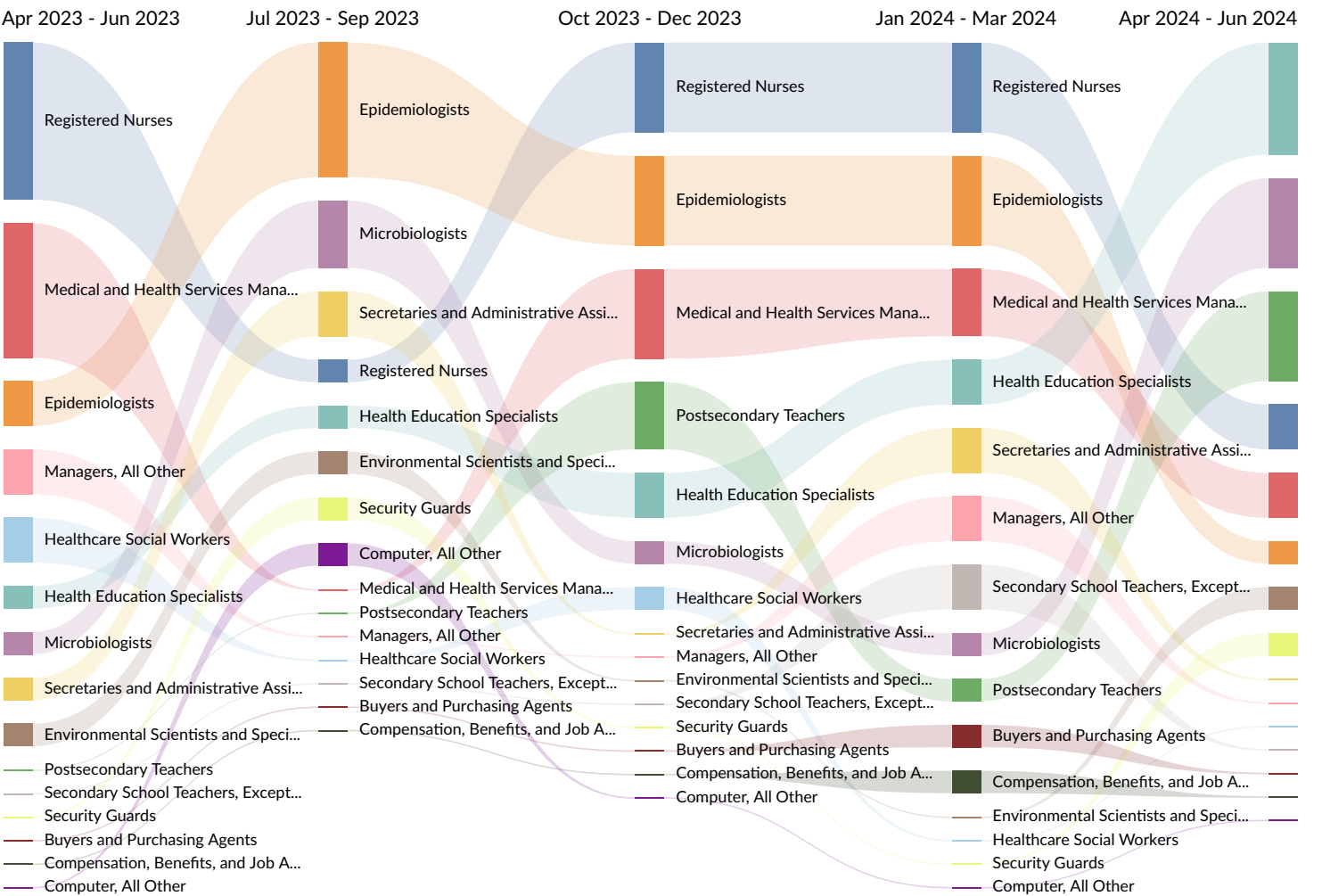
<div>139</div> <div>Unique Postings</div> <div>315 Total Postings</div>	<div>2 : 1</div> <div>Posting Intensity</div> <div><div></div></div> <div>Regional Average: 4 : 1</div>	<div>37</div> <div>Employers Competing</div> <div>32,304 Total Employers</div>	<div>25 days</div> <div>Median Posting Duration</div> <div>Regional Average: 28 days</div>
---	---	--	--

There were 315 total job postings for your selection from January 2023 to June 2024, of which 139 were unique. These numbers give us a Posting Intensity of 2-to-1, meaning that for every 2 postings there is 1 unique job posting.

This is lower than the Posting Intensity for all other occupations and companies in the region (4-to-1), indicating that they may not be trying as hard to hire for this position.

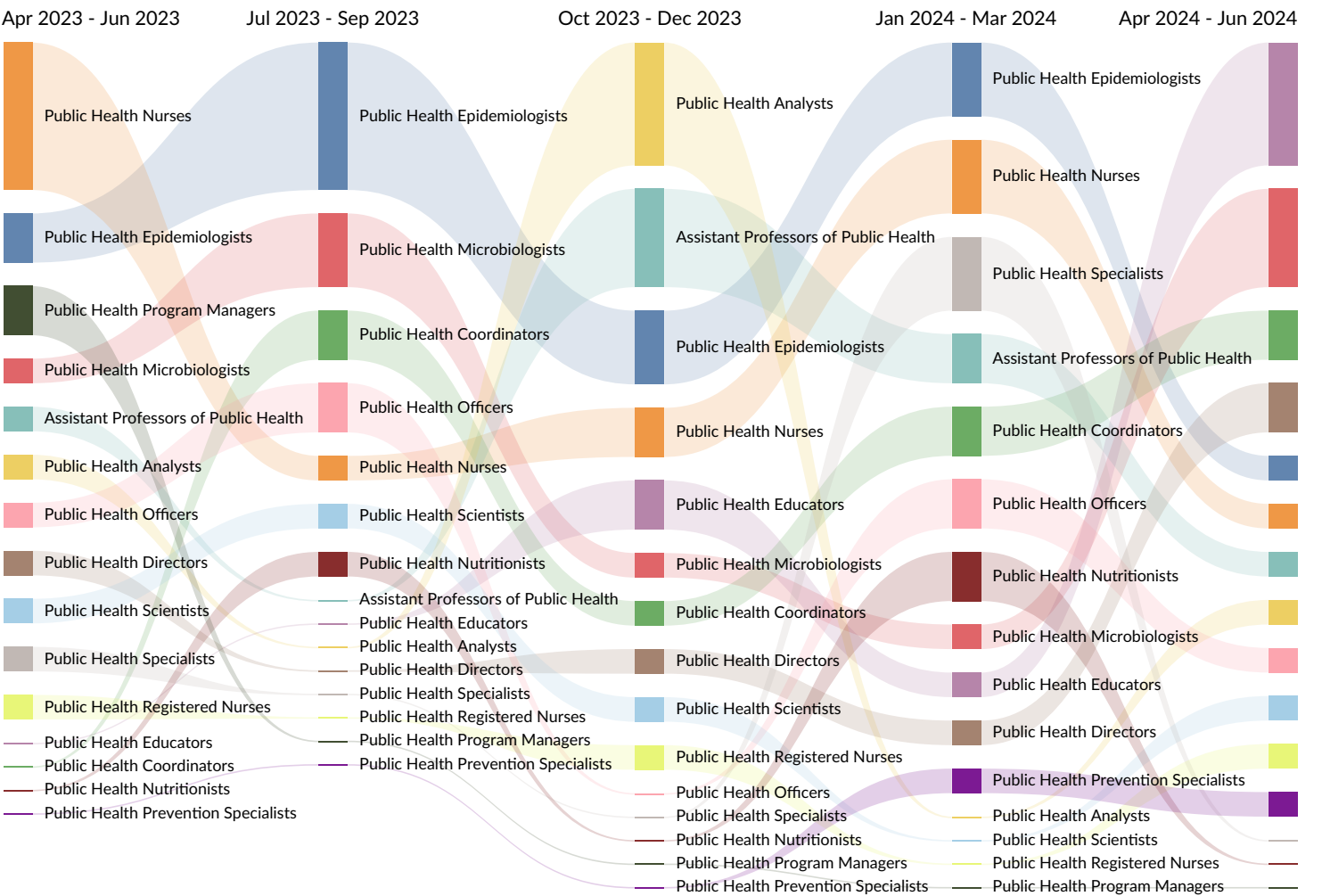
Occupation Trends in Job Postings by Quarter

The chart below captures the postings trend for the top 15 occupations posted for based on your filters.



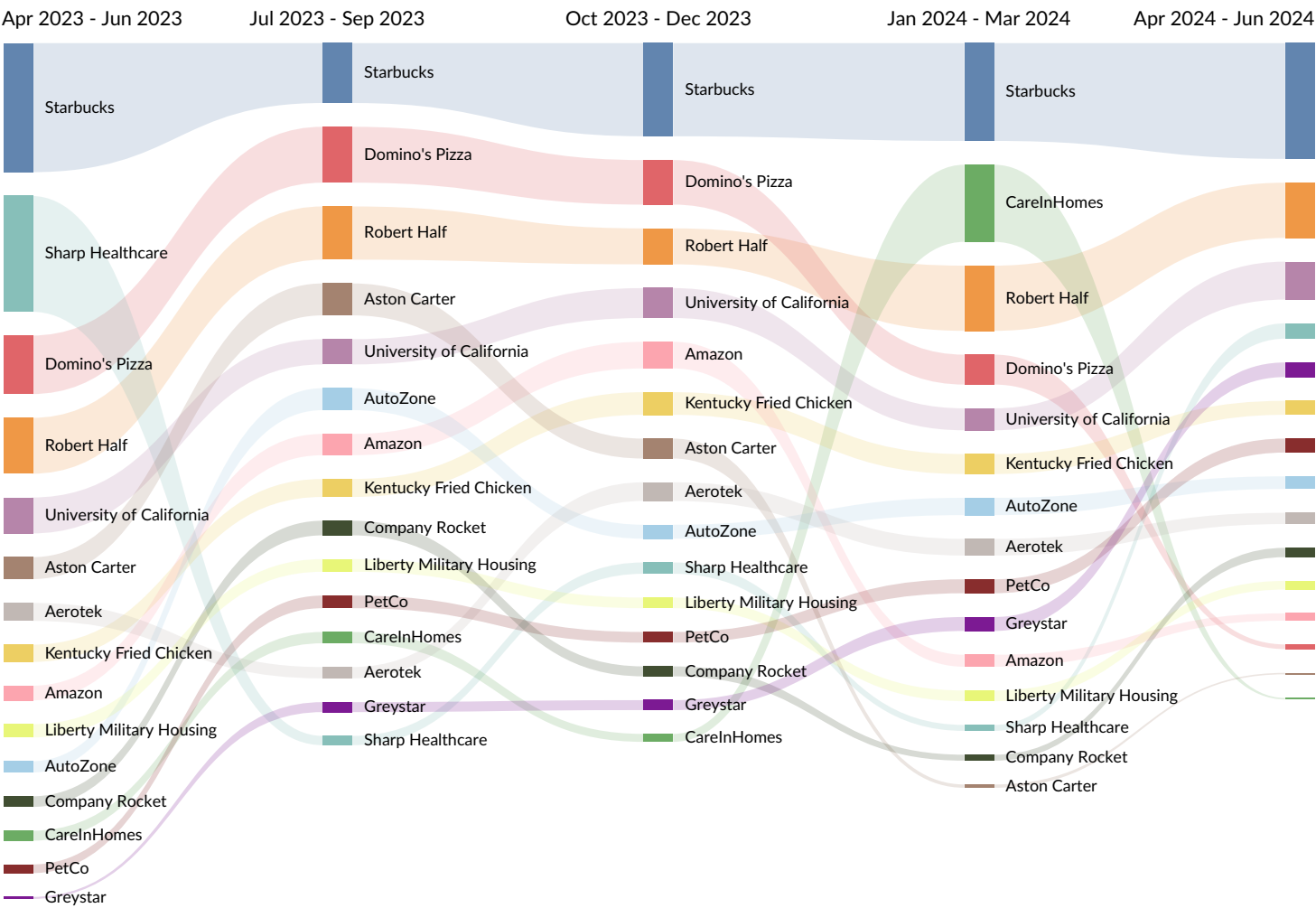
Job Title Trends in Job Postings by Quarter

The chart below captures the postings trend for the top 15 job titles posted for based on your filters.



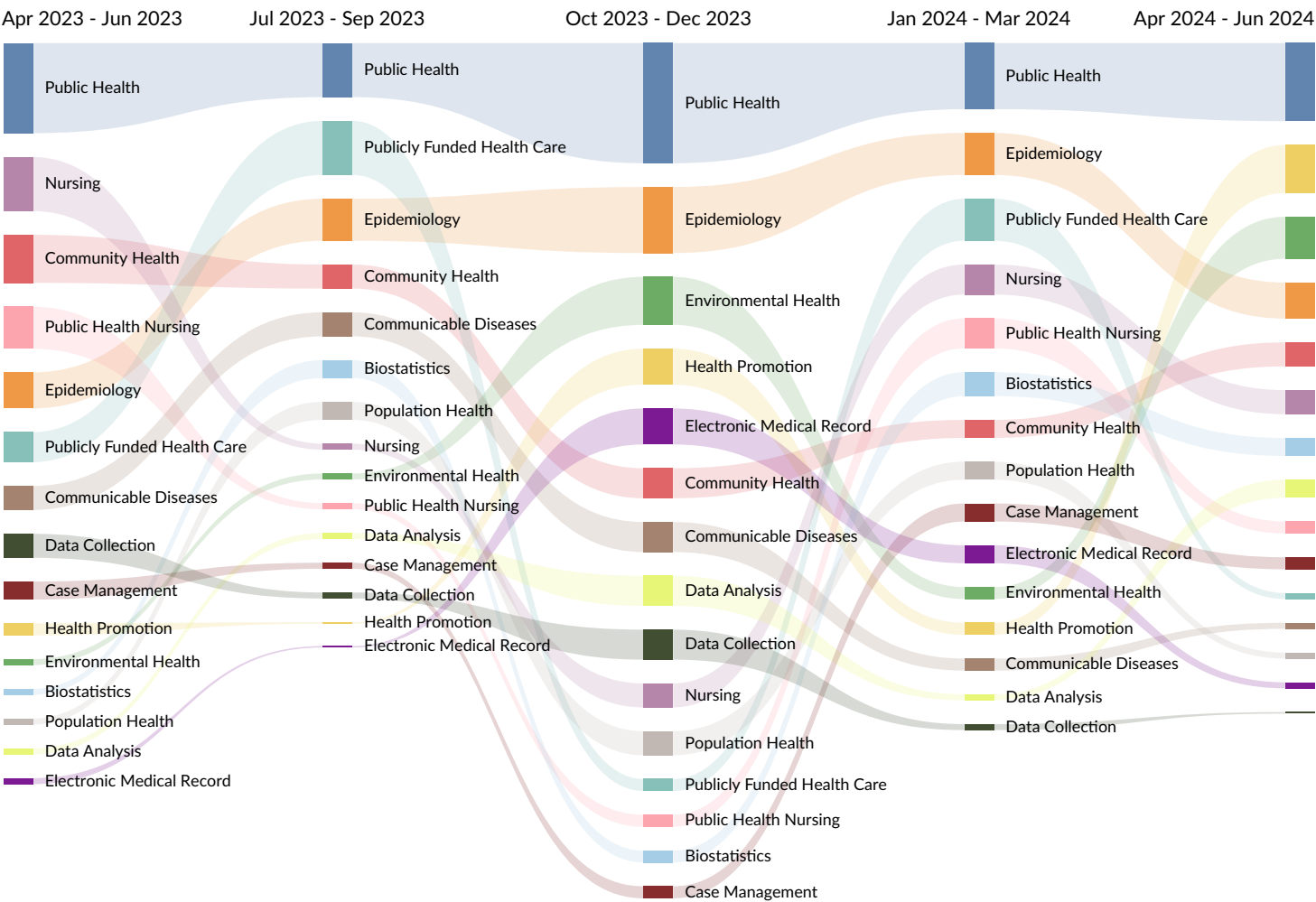
Company Trends in Job Postings by Quarter

The chart below captures the postings trend for the top 15 companies posted for based on your filters.



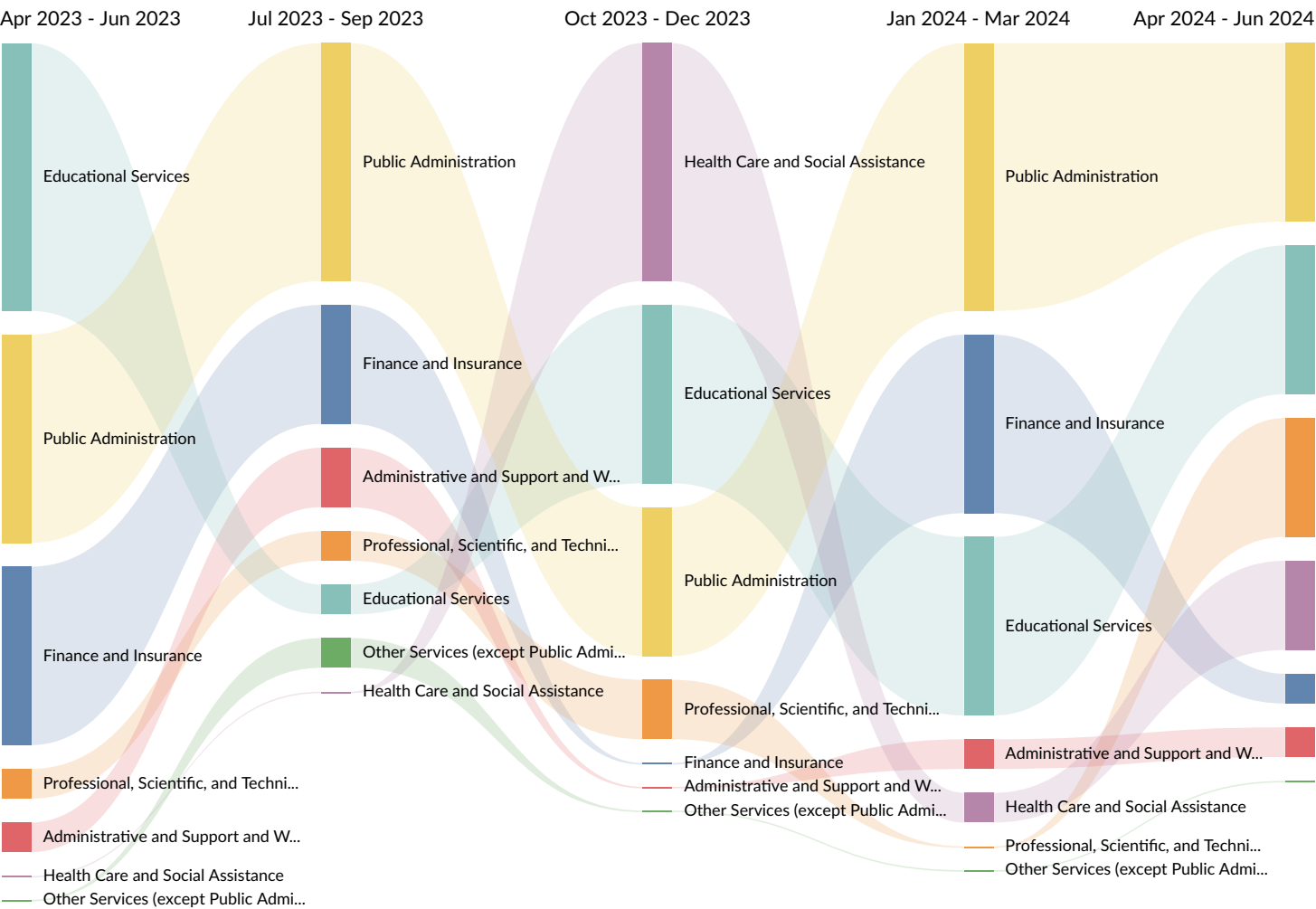
Skill Trends in Job Postings by Quarter

The chart below captures the postings trend for the top 15 skills posted for based on your filters.



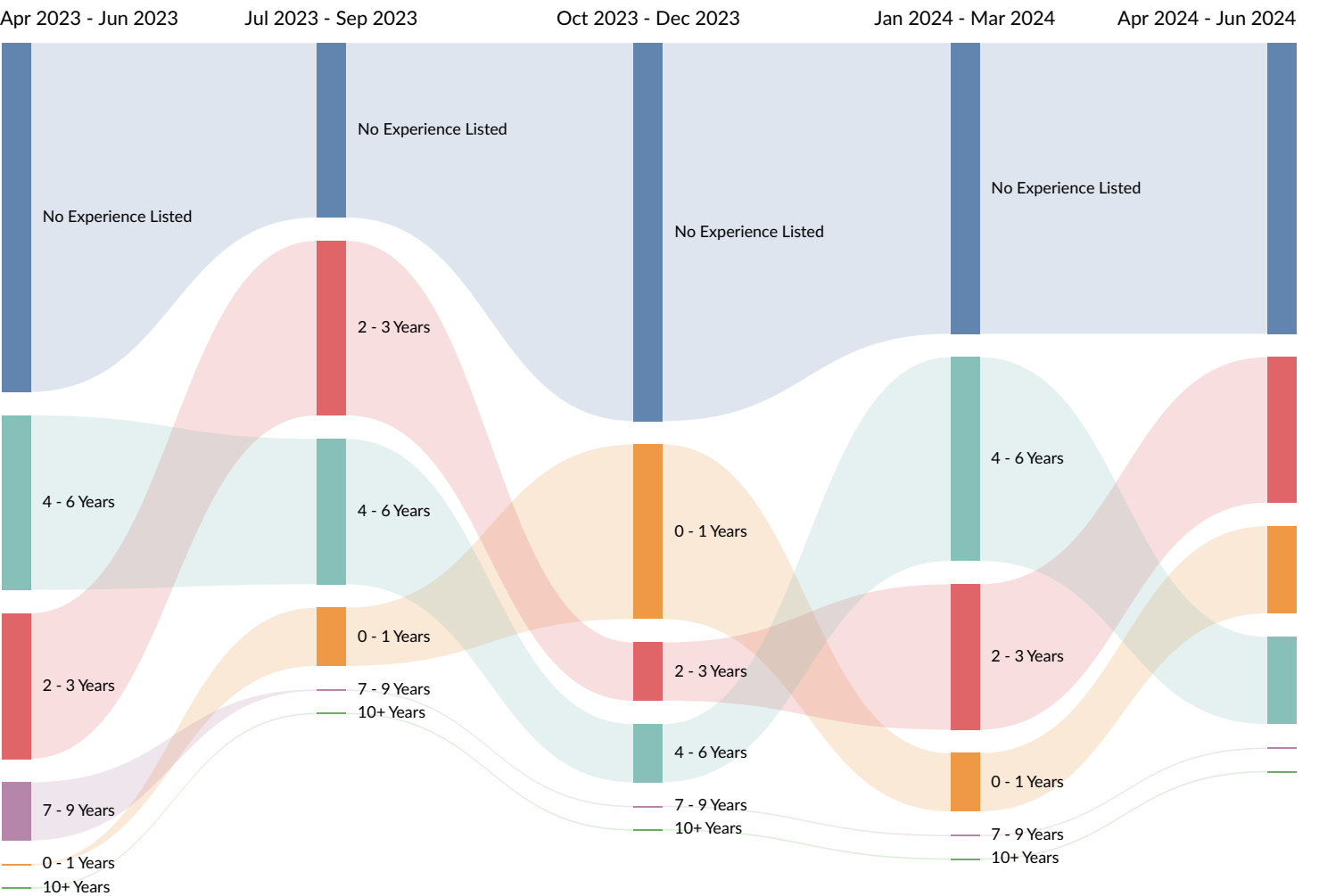
Industry Trends in Job Postings by Quarter

The chart below captures the postings trend by quarter for the top 7 industries posting in your region based on your filters.



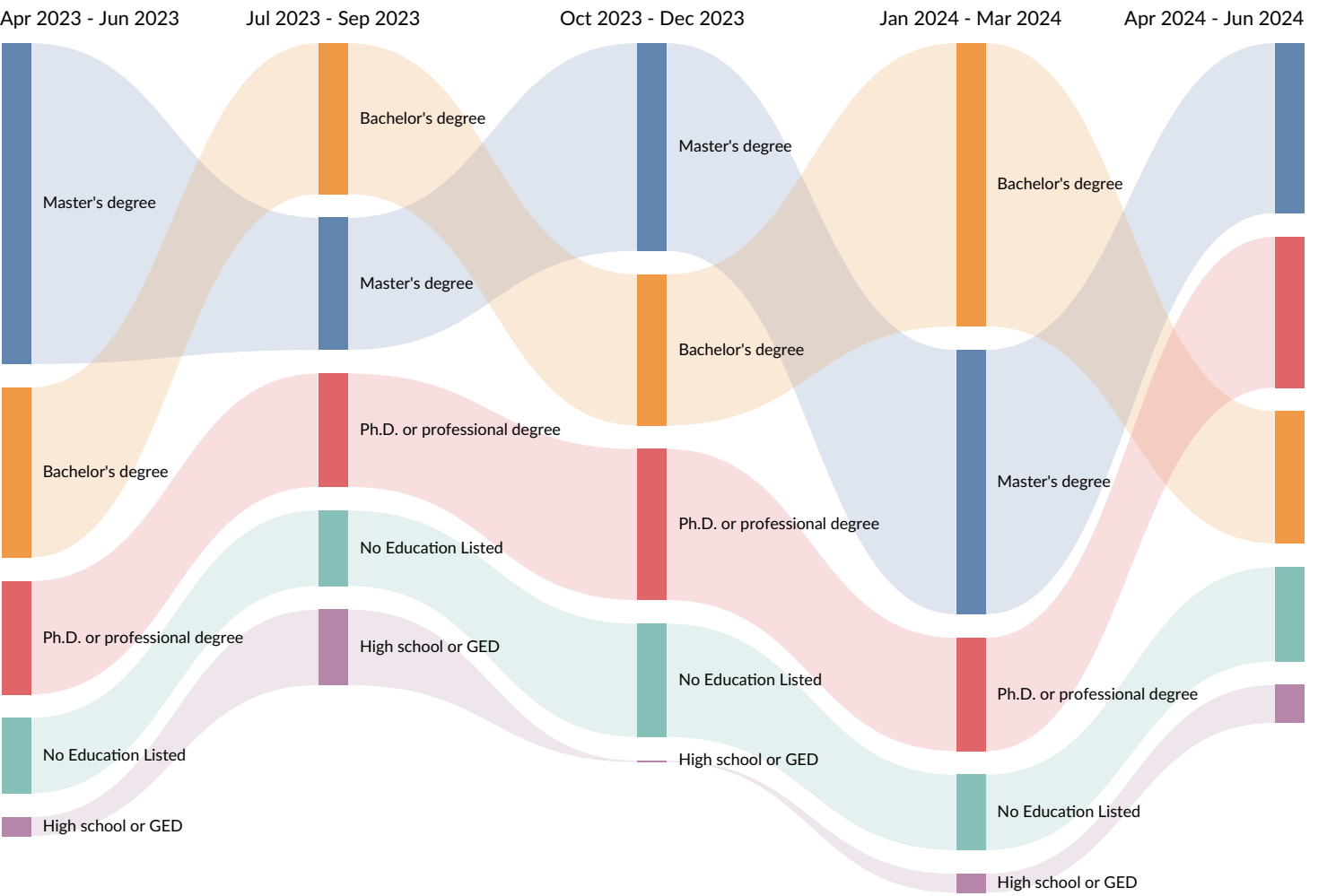
Minimum Experience Requirement Trends in Job Postings by Quarter

The chart below captures the trend for the experience requirements by quarter shown in postings in your region based on your filters.



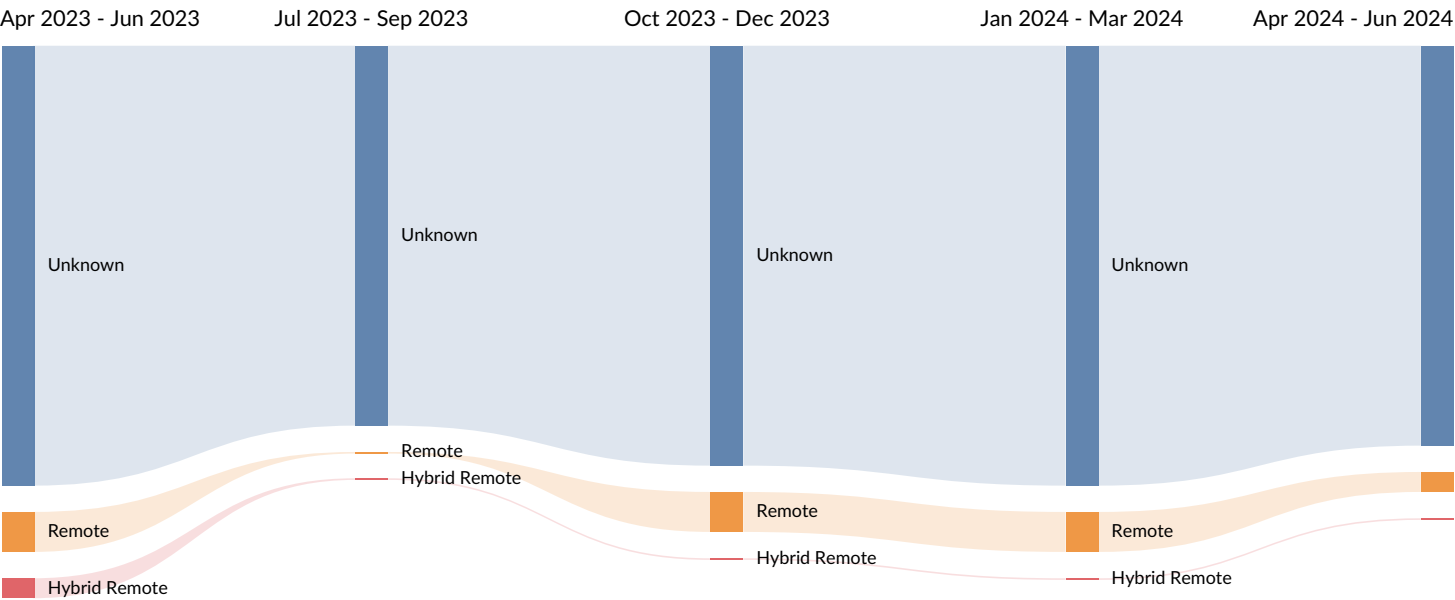
Educational Requirement Trends in Job Postings by Quarter

The chart below captures the quarterly trend for the educational requirements shown in postings in your region based on your filters.



Remote Trends in Job Postings by Quarter











The chart below captures the remote posting trends based on your filters.










Top Posted Occupations

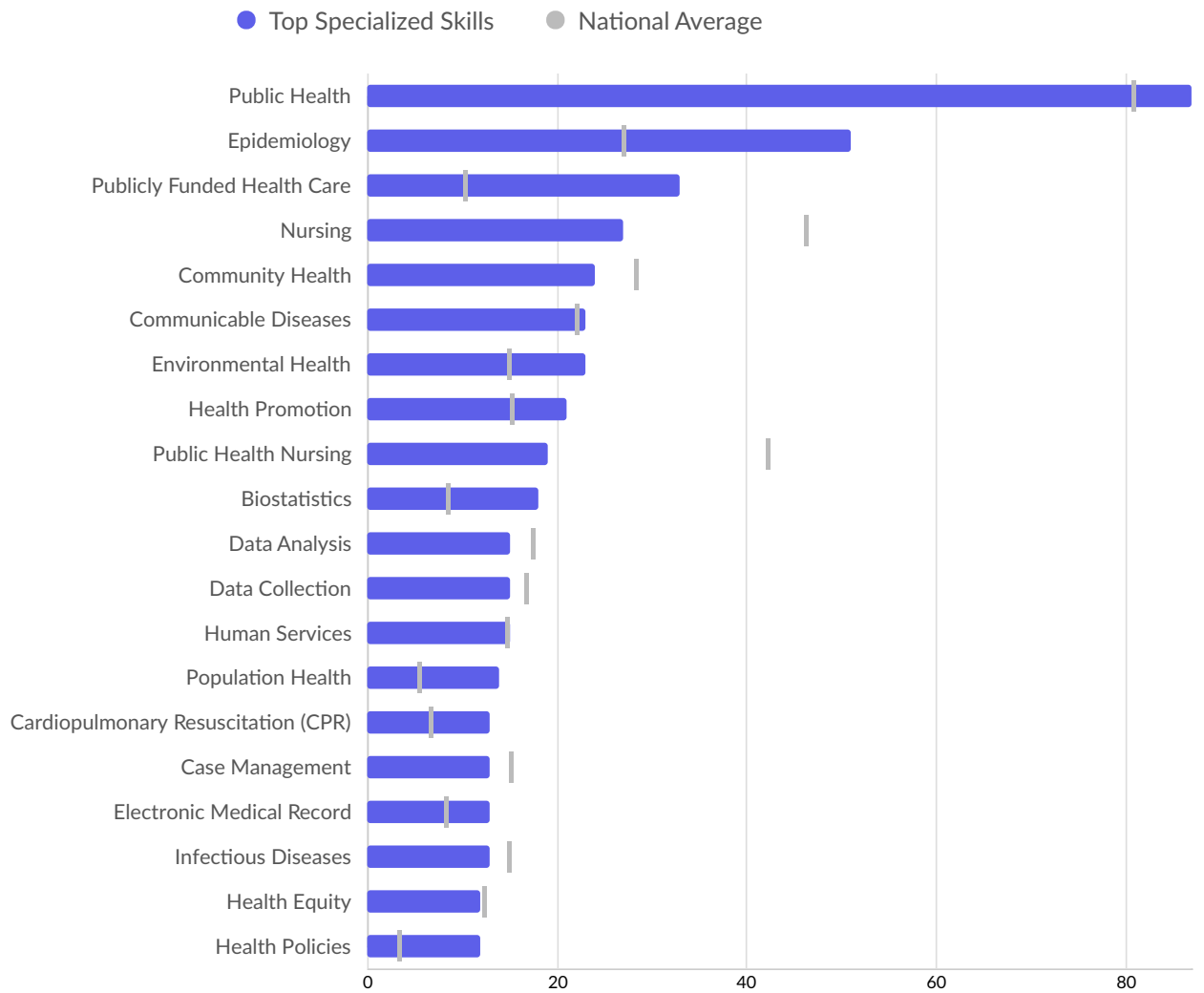
Occupation (SOC)	Total/Unique (Jan 2023 - Jun 2024)	Posting Intensity	Median Posting Duration
Registered Nurses	37 / 22	2 : 1 	26 days
Epidemiologists	29 / 20	1 : 1 	23 days
Medical and Health Services Managers	48 / 17	3 : 1 	34 days
Microbiologists	25 / 13	2 : 1 	44 days
Health Education Specialists	37 / 13	3 : 1 	25 days
Postsecondary Teachers	27 / 9	3 : 1 	37 days
Managers, All Other	14 / 7	2 : 1 	28 days
Secretaries and Administrative Assistants, Except Legal, Medical, and Executive	5 / 5	1 : 1 	17 days
Environmental Scientists and Specialists, Including Health	4 / 4	1 : 1 	19 days
Healthcare Social Workers	7 / 3	2 : 1 	19 days

Top Posted Job Titles

Job Title	Total/Unique (Jan 2023 - Jun 2024)	Posting Intensity	Median Posting Duration
Public Health Epidemiologists	25 / 18	1 : 1 	23 days
Public Health Microbiologists	25 / 13	2 : 1 	44 days
Public Health Nurses	17 / 13	1 : 1 	25 days
Public Health Analysts	23 / 10	2 : 1 	20 days
Assistant Professors of Public Health	27 / 9	3 : 1 	37 days
Public Health Coordinators	13 / 8	2 : 1 	24 days
Public Health Educators	22 / 8	3 : 1 	21 days
Public Health Officers	20 / 7	3 : 1 	25 days
Public Health Specialists	9 / 6	2 : 1 	12 days
Public Health Directors	18 / 5	4 : 1 	n/a

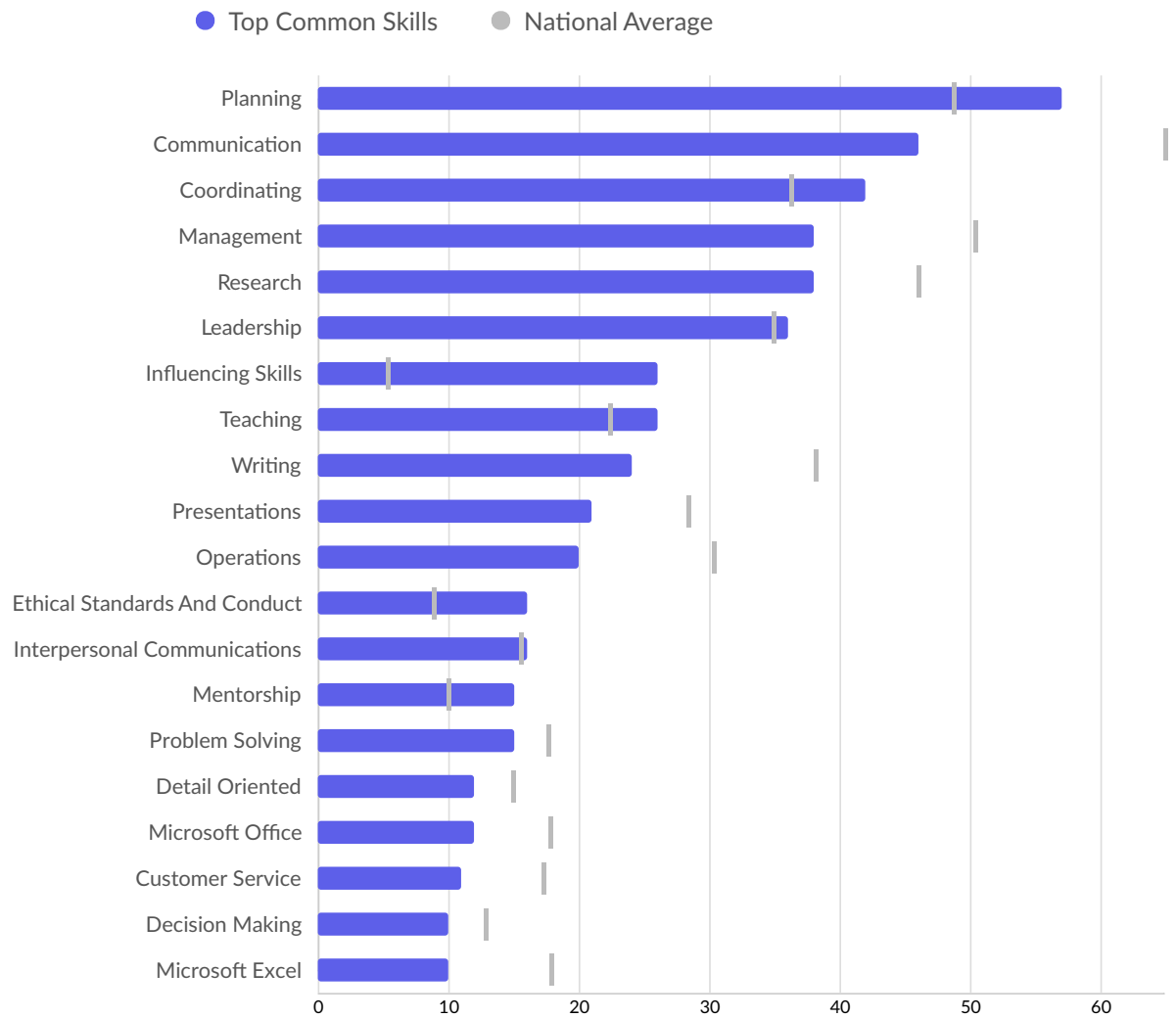
Top Industries

	Total/Unique (Jan 2023 - Jun 2024)	Posting Intensity	Median Posting Duration
Police Protection	57 / 38	2 : 1 	28 days
Colleges, Universities, and Professional Schools	97 / 31	3 : 1 	37 days
Credit Unions	23 / 22	1 : 1 	n/a
Engineering Services	22 / 6	4 : 1 	21 days
Security Guards and Patrol Services	18 / 5	4 : 1 	10 days
Offices of Physicians, Mental Health Specialists	8 / 3	3 : 1 	13 days
All Other Outpatient Care Centers	30 / 3	10 : 1 	n/a
Other Computer Related Services	4 / 2	2 : 1 	9 days
Other Technical and Trade Schools	8 / 2	4 : 1 	43 days



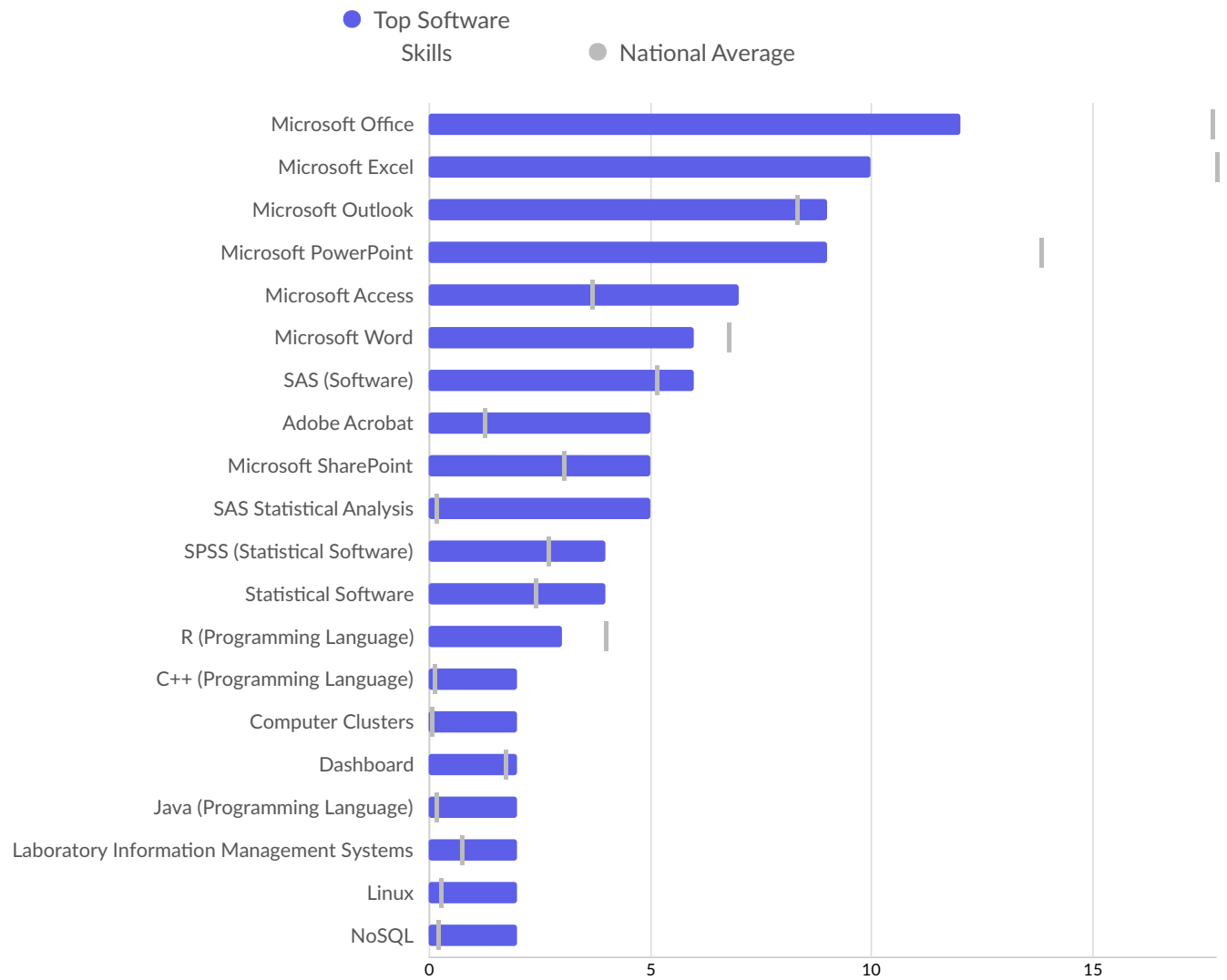
Top Specialized Skills	Unique Postings	National Average
Public Health	87	81
Epidemiology	51	27
Publicly Funded Health Care	33	10
Nursing	27	46
Community Health	24	28
Communicable Diseases	23	22
Environmental Health	23	15
Health Promotion	21	15
Public Health Nursing	19	42
Biostatistics	18	8
Data Analysis	15	17
Data Collection	15	16
Human Services	15	15

Population Health	14	5
Cardiopulmonary Resuscitation (CPR)	13	6
Case Management	13	15
Electronic Medical Record	13	8
Infectious Diseases	13	15
Health Equity	12	12
Health Policies	12	3



Top Common Skills	Unique Postings	National Average
Planning	57	49
Communication	46	65
Coordinating	42	36
Management	38	50
Research	38	46
Leadership	36	35
Influencing Skills	26	5
Teaching	26	22
Writing	24	38
Presentations	21	28
Operations	20	30
Ethical Standards And Conduct	16	9
Interpersonal Communications	16	15

Mentorship	15	10
Problem Solving	15	17
Detail Oriented	12	15
Microsoft Office	12	18
Customer Service	11	17
Decision Making	10	13
Microsoft Excel	10	18



Top Software Skills	Unique Postings	National Average
Microsoft Office	12	18
Microsoft Excel	10	18
Microsoft Outlook	9	8
Microsoft PowerPoint	9	14
Microsoft Access	7	4
Microsoft Word	6	7
SAS (Software)	6	5
Adobe Acrobat	5	1
Microsoft SharePoint	5	3
SAS Statistical Analysis	5	0
SPSS (Statistical Software)	4	3
Statistical Software	4	2

R (Programming Language)	3	4
C++ (Programming Language)	2	0
Computer Clusters	2	0
Dashboard	2	2
Java (Programming Language)	2	0
Laboratory Information Management Systems	2	1
Linux	2	0
NoSQL	2	0

Appendix A - Data Sources and Calculations

Lightcast Job Postings

Job postings are collected from various sources and processed/enriched to provide information such as standardized company name, occupation, skills, and geography.

State Data Sources

This report uses state data from the following agencies: California Employment Development Department