

Report Builder

Lightcast Q3 2024 Data Set

July 2024



Parameters

Report Focus:

Description
Summary
Trends
Occupations

Description
Job Titles
Industries
Skills

Regions:

Code	Description
41740	San Diego-Chula Vista-Carlsbad, CA

Job Title:

Results should include

Description
"tribal" Job Titles with 2 matches

Minimum Experience Required: Any

Education Level: Any

Job Type: Include Internships

Keyword Search:

Posting Type: Newly Posted

Job Postings Summary

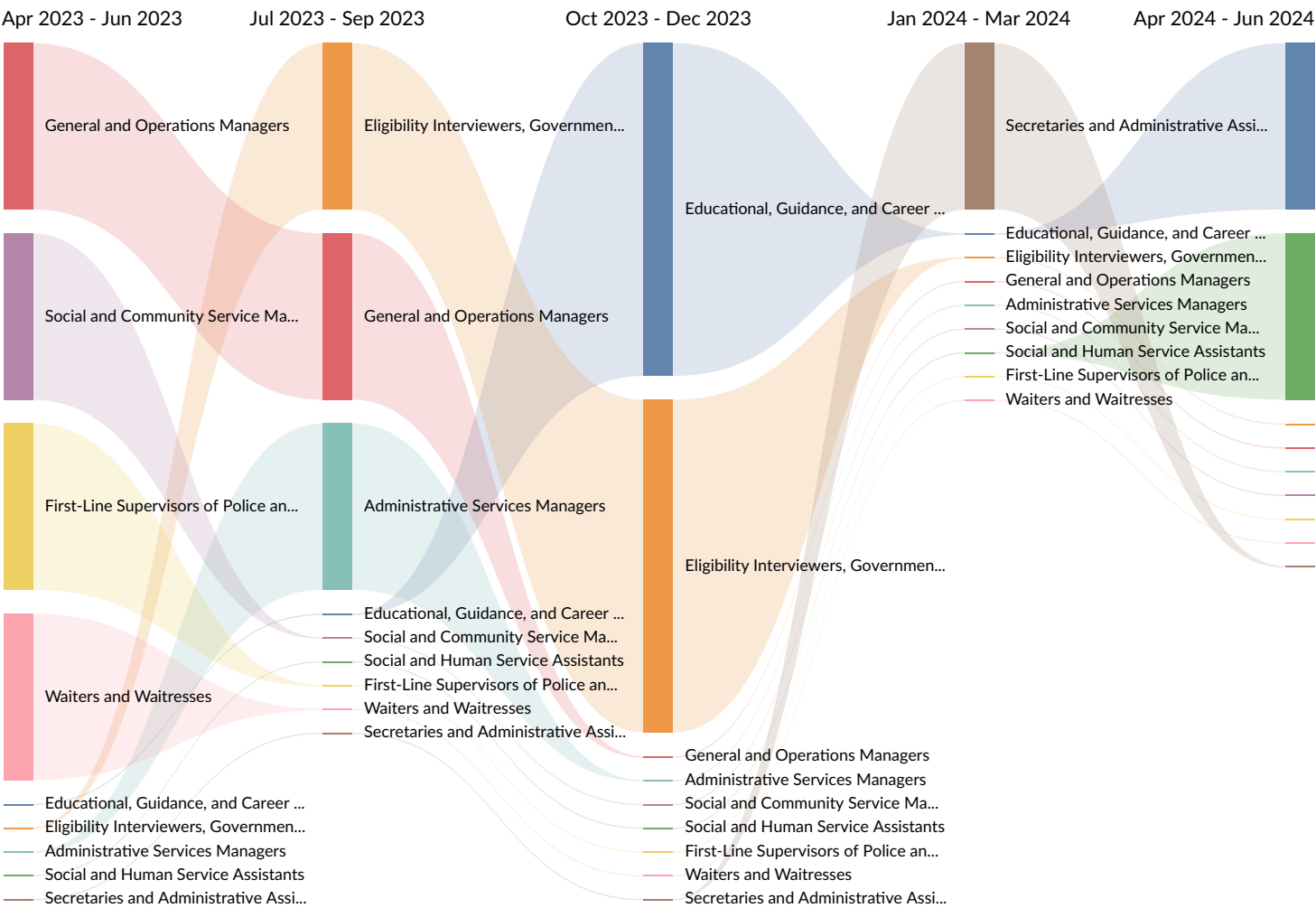
<div>23</div> <div>Unique Postings</div> <div>62 Total Postings</div>	<div>3 : 1</div> <div>Posting Intensity</div> <div><div></div></div> <div>Regional Average: 4 : 1</div>	<div>13</div> <div>Employers Competing</div> <div>32,304 Total Employers</div>	<div>37 days</div> <div>Median Posting Duration</div> <div>Regional Average: 28 days</div>
---	---	--	--

There were 62 total job postings for your selection from January 2023 to June 2024, of which 23 were unique. These numbers give us a Posting Intensity of 3-to-1, meaning that for every 3 postings there is 1 unique job posting.

This is close to the Posting Intensity for all other occupations and companies in the region (4-to-1), indicating that they are putting average effort toward hiring for this position.

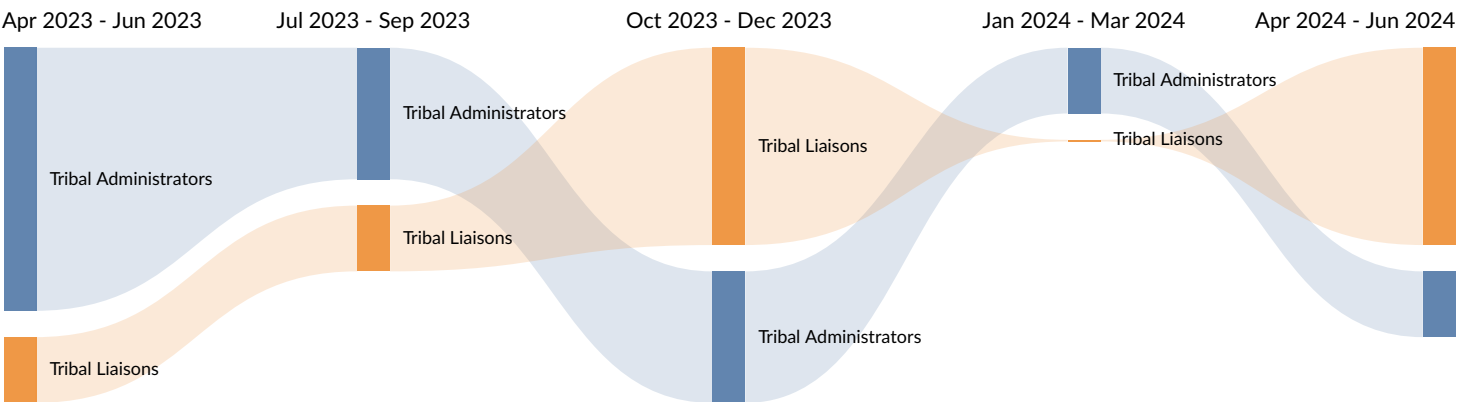
Occupation Trends in Job Postings by Quarter

The chart below captures the postings trend for the top 9 occupations posted for based on your filters.



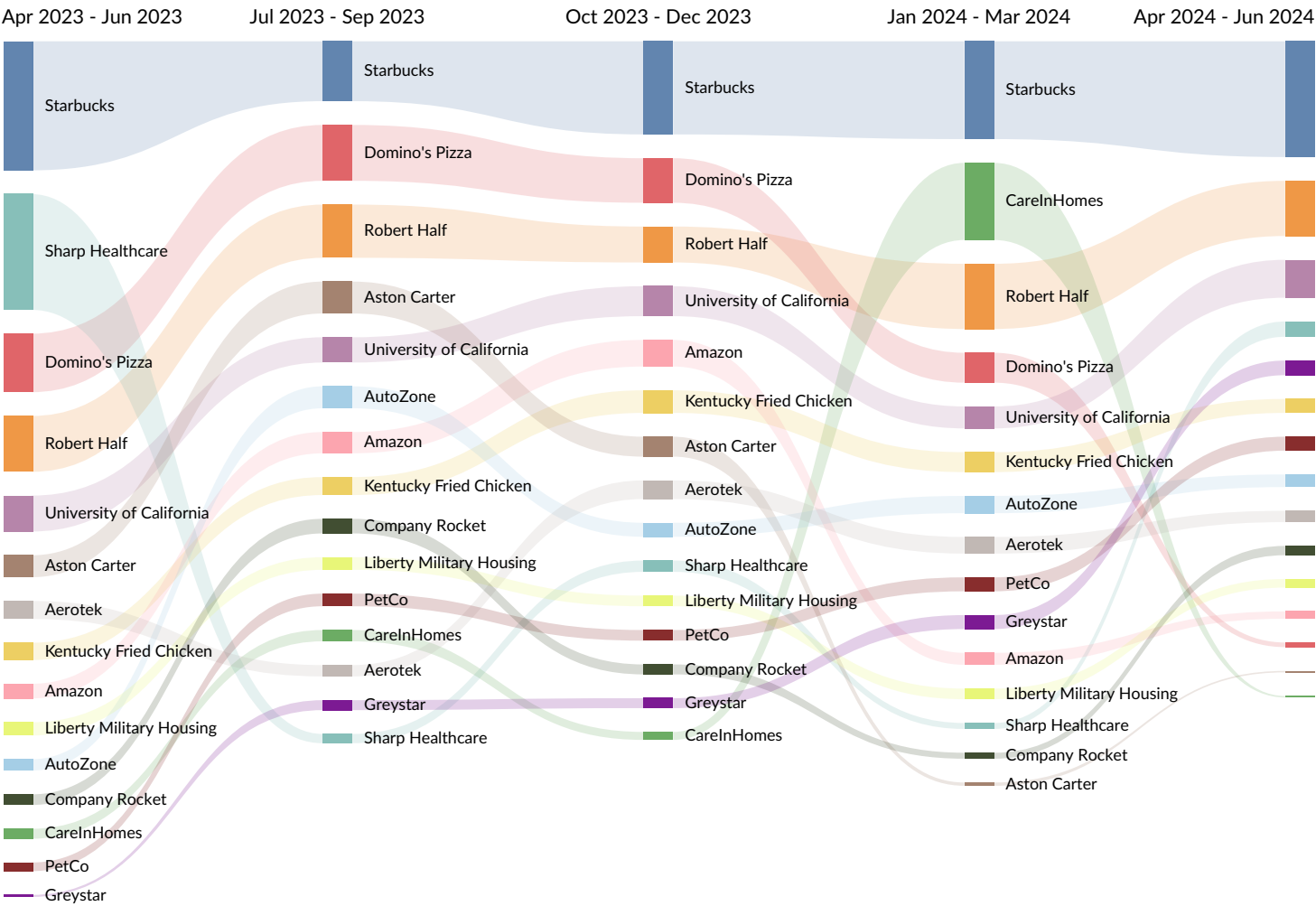
Job Title Trends in Job Postings by Quarter

The chart below captures the postings trend for the top 2 job titles posted for based on your filters.



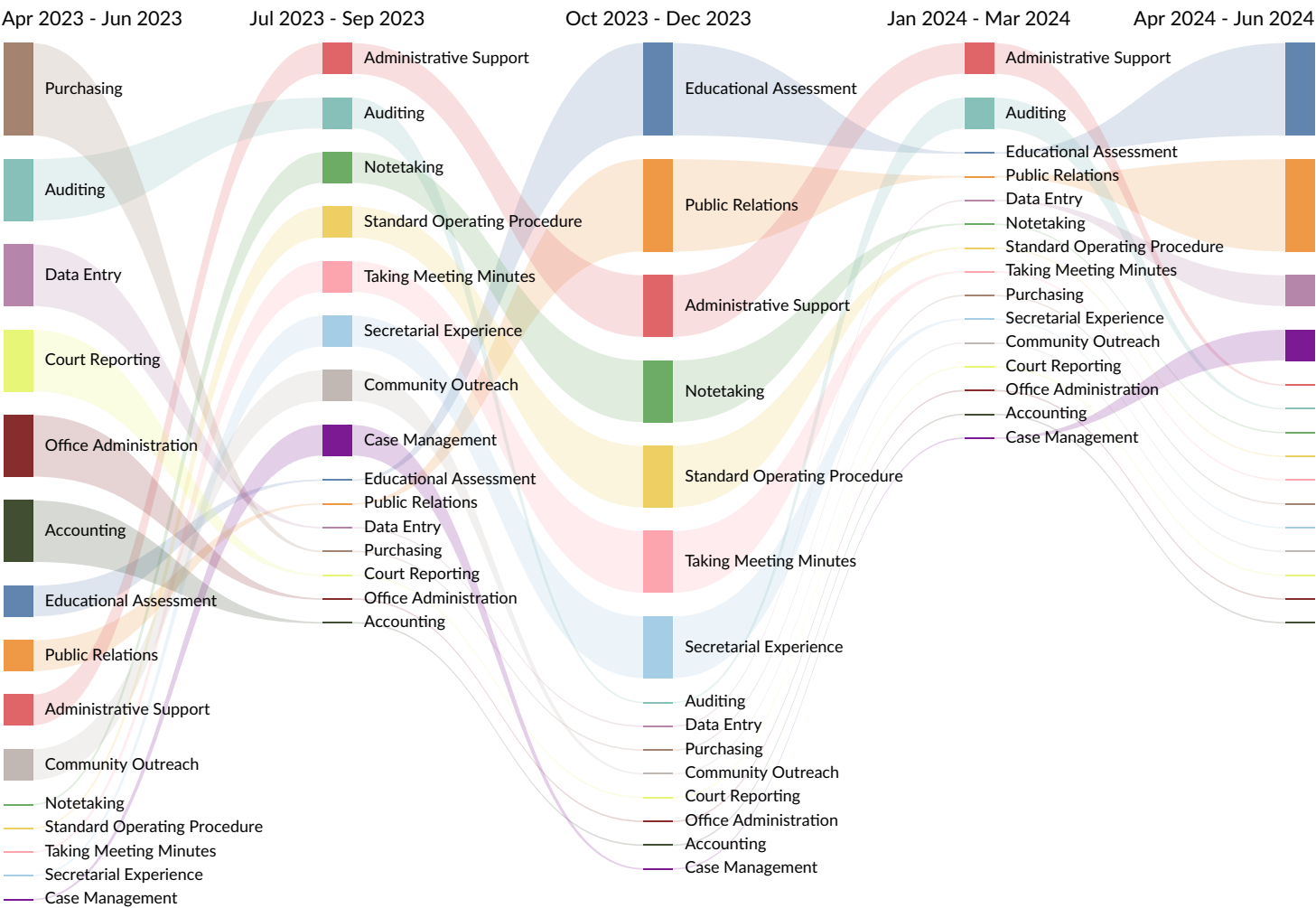
Company Trends in Job Postings by Quarter

The chart below captures the postings trend for the top 15 companies posted for based on your filters.



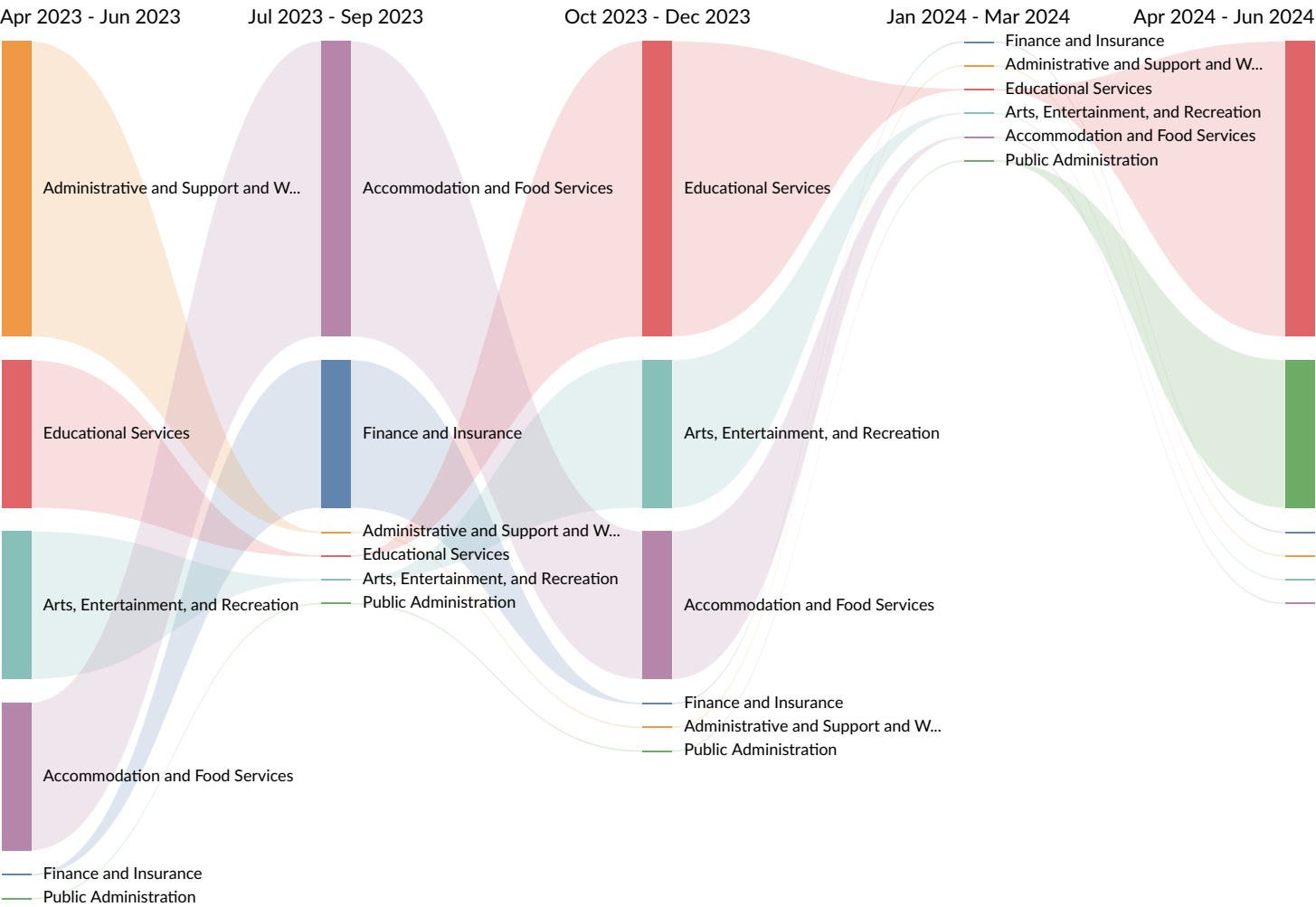
Skill Trends in Job Postings by Quarter

The chart below captures the postings trend for the top 15 skills posted for based on your filters.



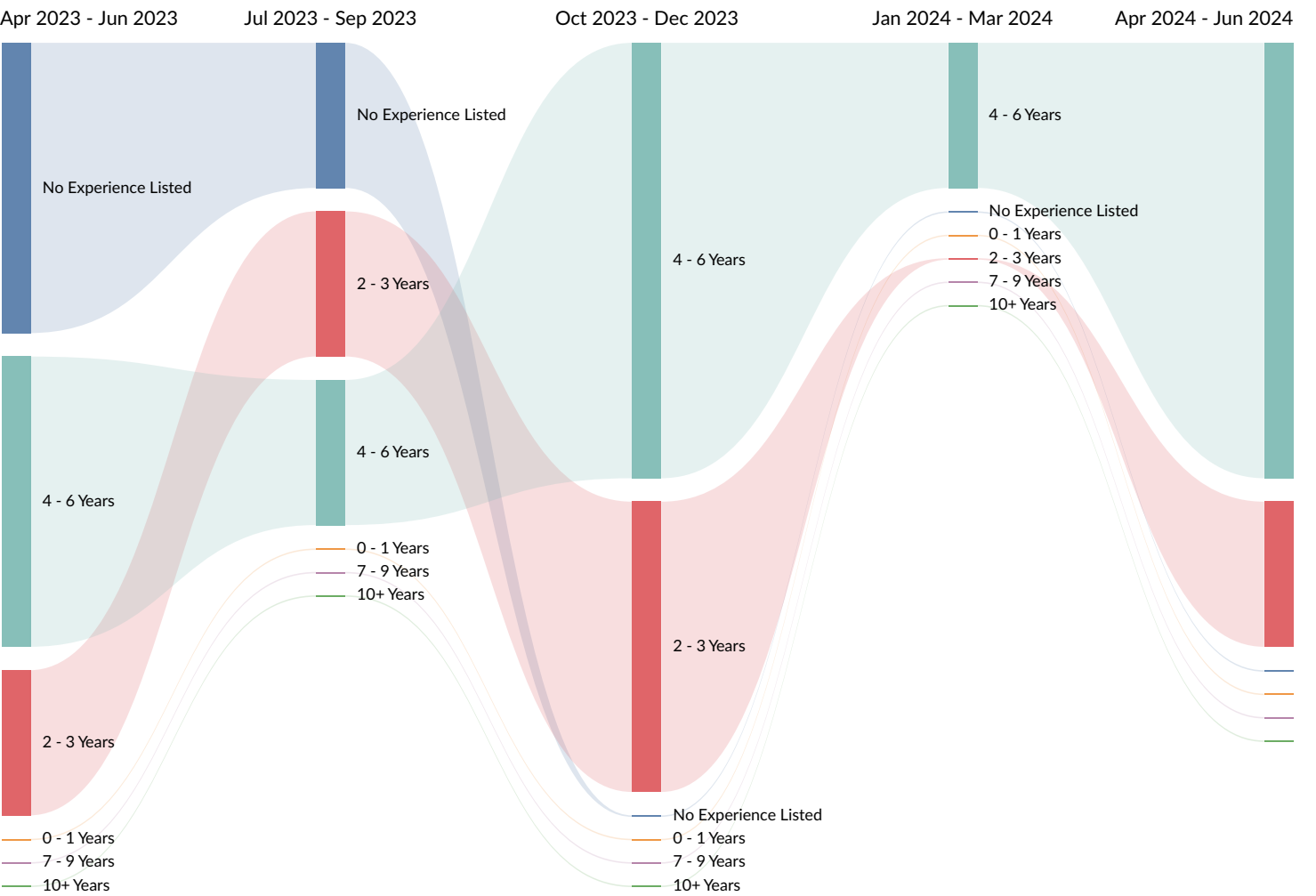
Industry Trends in Job Postings by Quarter

The chart below captures the postings trend by quarter for the top 6 industries posting in your region based on your filters.



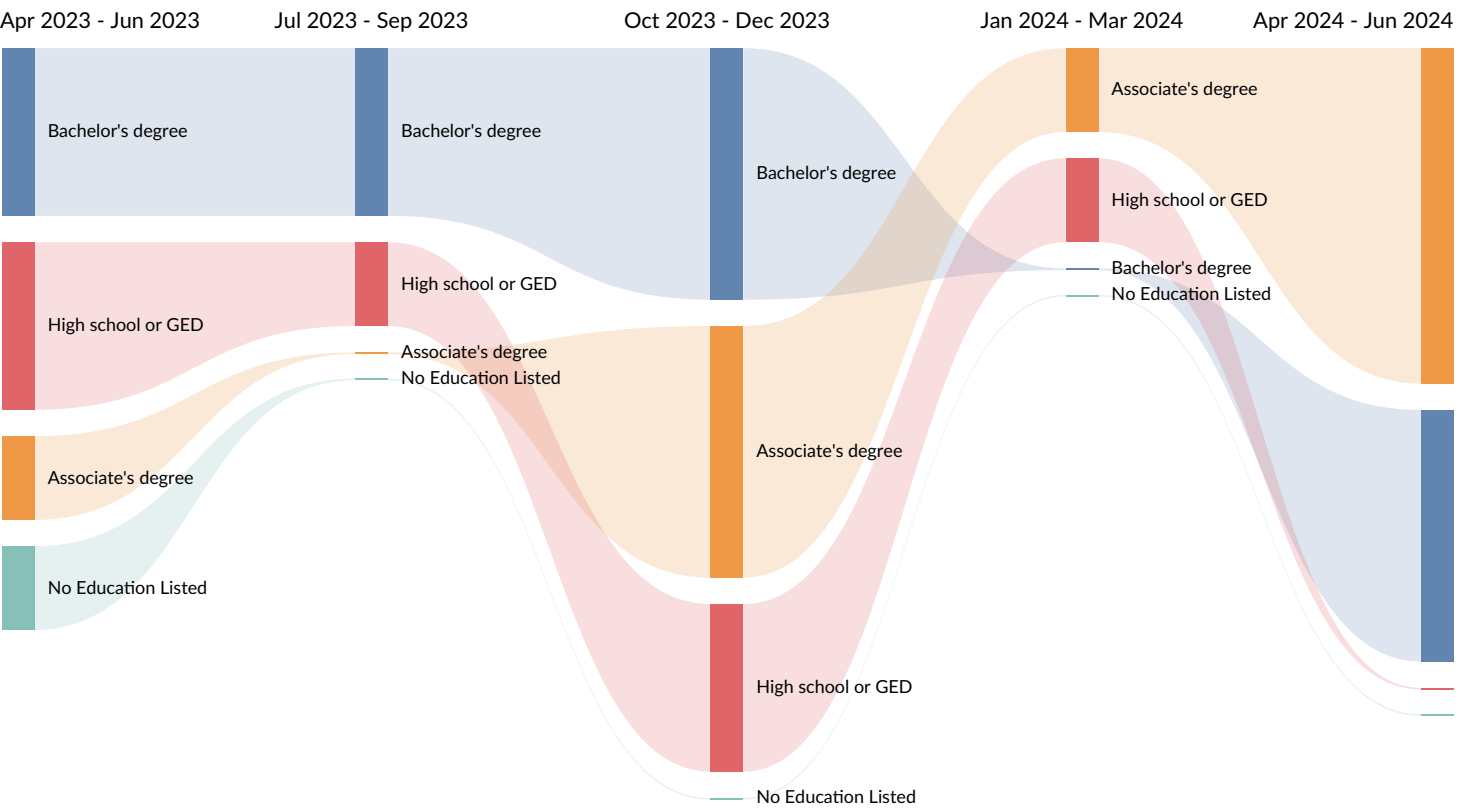
Minimum Experience Requirement Trends in Job Postings by Quarter

The chart below captures the trend for the experience requirements by quarter shown in postings in your region based on your filters.



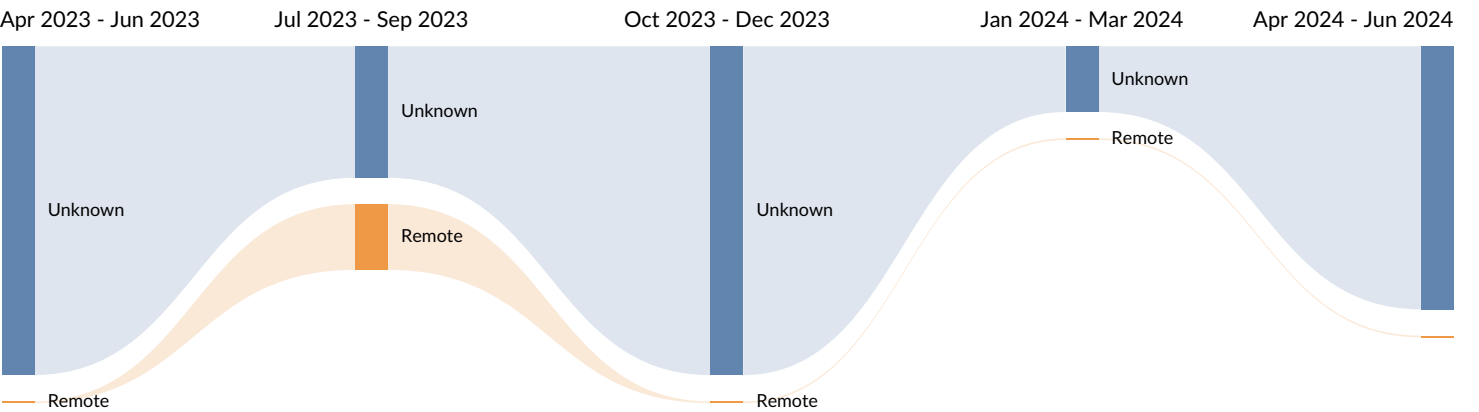
Educational Requirement Trends in Job Postings by Quarter

The chart below captures the quarterly trend for the educational requirements shown in postings in your region based on your filters.



Remote Trends in Job Postings by Quarter



The chart below captures the remote posting trends based on your filters.



Top Posted Occupations

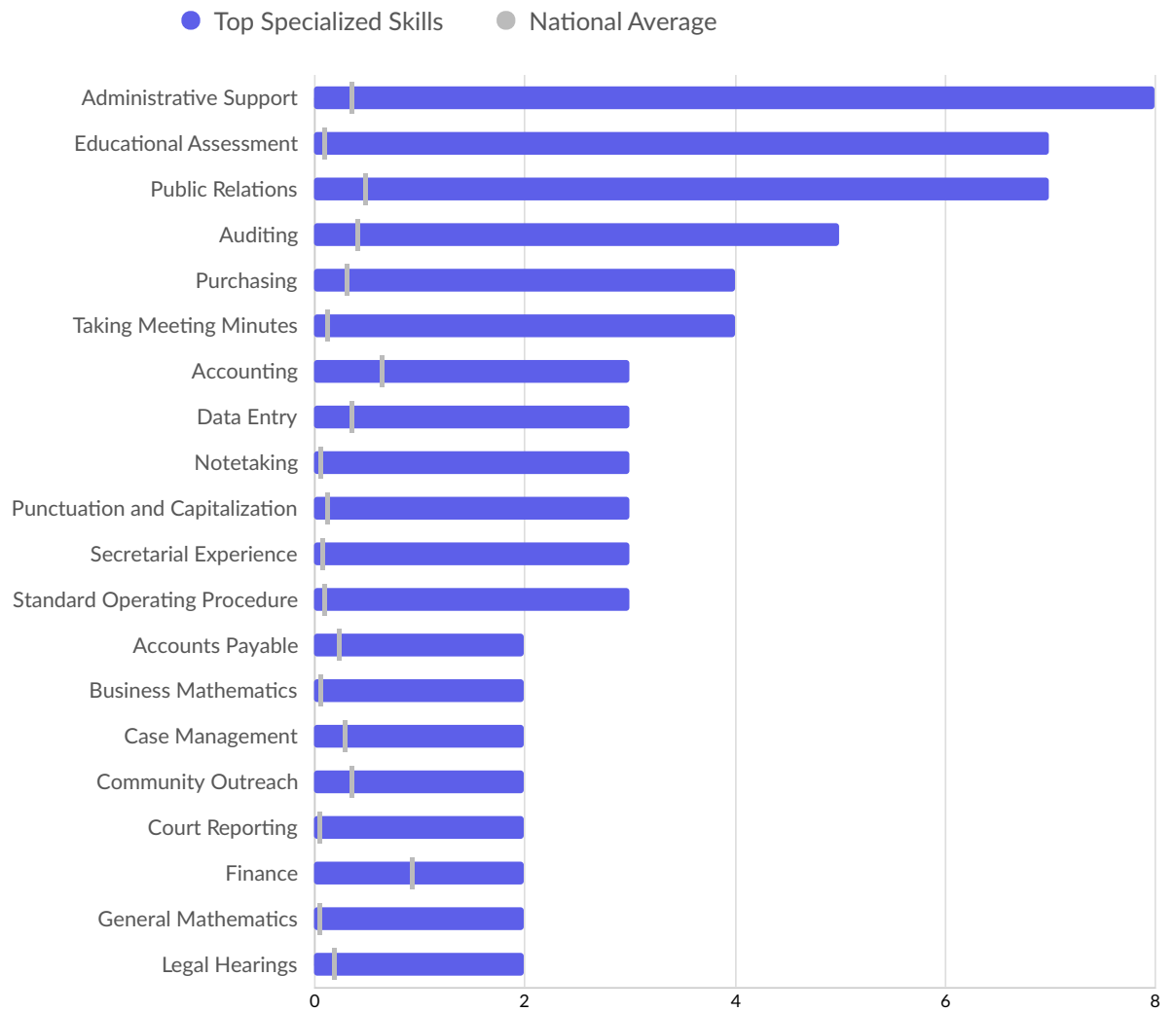
Occupation (SOC)	Total/Unique (Jan 2023 - Jun 2024)	Posting Intensity	Median Posting Duration
General and Operations Managers	10 / 3	3 : 1 	41 days
Educational, Guidance, and Career Counselors and Advisors	12 / 3	4 : 1 	n/a
Eligibility Interviewers, Government Programs	4 / 3	1 : 1 	32 days
Secretaries and Administrative Assistants, Except Legal, Medical, and Executive	13 / 3	4 : 1 	n/a
Administrative Services Managers	2 / 1	2 : 1 	20 days
Social and Community Service Managers	1 / 1	1 : 1 	32 days
Human Resources Specialists	1 / 1	1 : 1 	37 days
Social and Human Service Assistants	2 / 1	2 : 1 	n/a
First-Line Supervisors of Police and Detectives	3 / 1	3 : 1 	46 days
Waiters and Waitresses	3 / 1	3 : 1 	n/a

Top Posted Job Titles

Job Title	Total/Unique (Jan 2023 - Jun 2024)	Posting Intensity	Median Posting Duration
Tribal Administrators	31 / 13	2 : 1 	37 days
Tribal Liaisons	31 / 10	3 : 1 	37 days

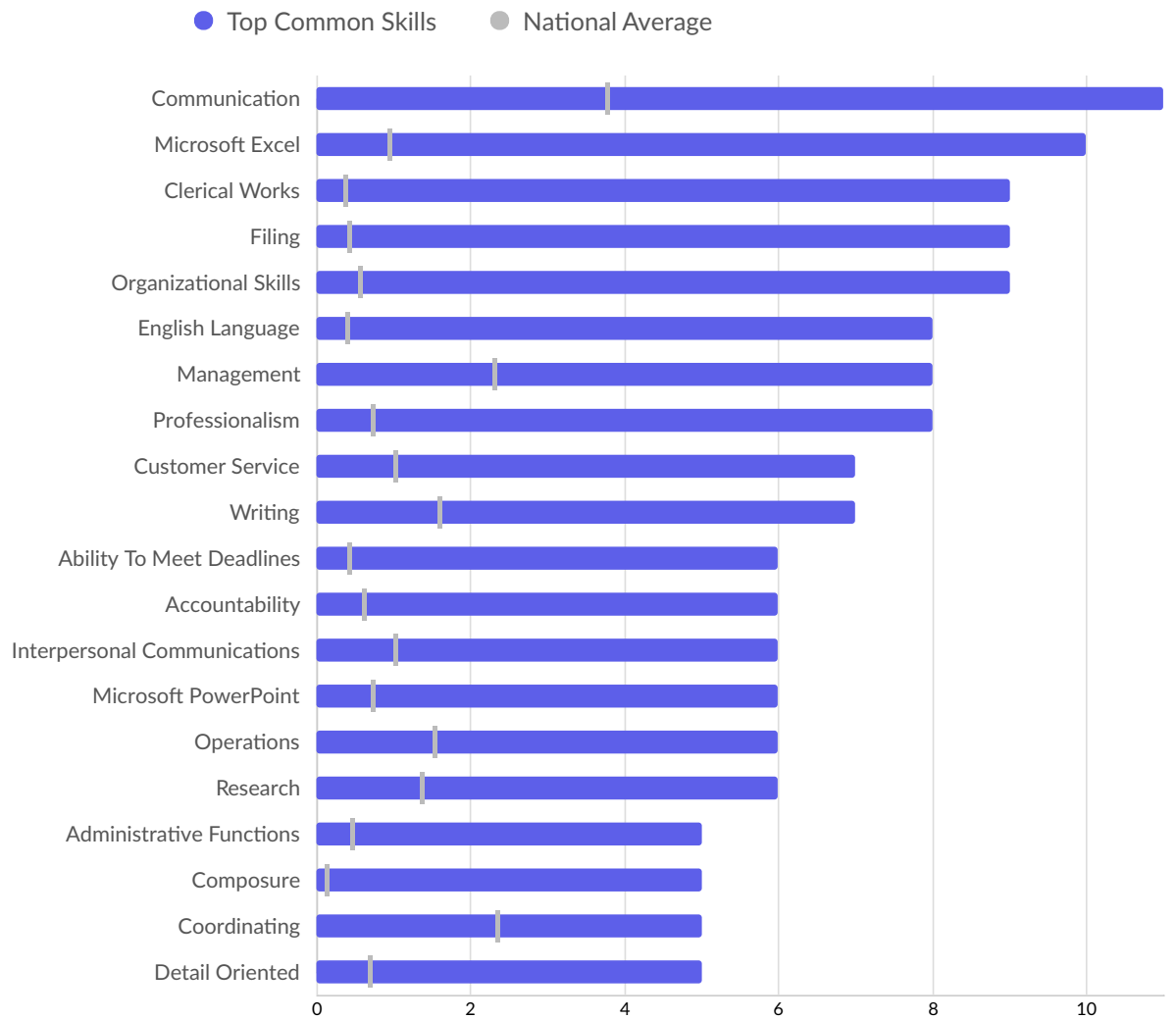
Top Industries

	Total/Unique (Jan 2023 - Jun 2024)	Posting Intensity	Median Posting Duration
Junior Colleges	19 / 5	4 : 1 	n/a
Casinos (except Casino Hotels)	12 / 4	3 : 1 	37 days
Convention and Trade Show Organizers	2 / 2	1 : 1 	32 days
Colleges, Universities, and Professional Schools	7 / 2	4 : 1 	37 days
Casino Hotels	3 / 2	2 : 1 	56 days
Direct Health and Medical Insurance Carriers	3 / 1	3 : 1 	n/a
Hotels (except Casino Hotels) and Motels	3 / 1	3 : 1 	n/a
RV (Recreational Vehicle) Parks and Campgrounds	2 / 1	2 : 1 	20 days
American Indian and Alaska Native Tribal Governments	2 / 1	2 : 1 	n/a



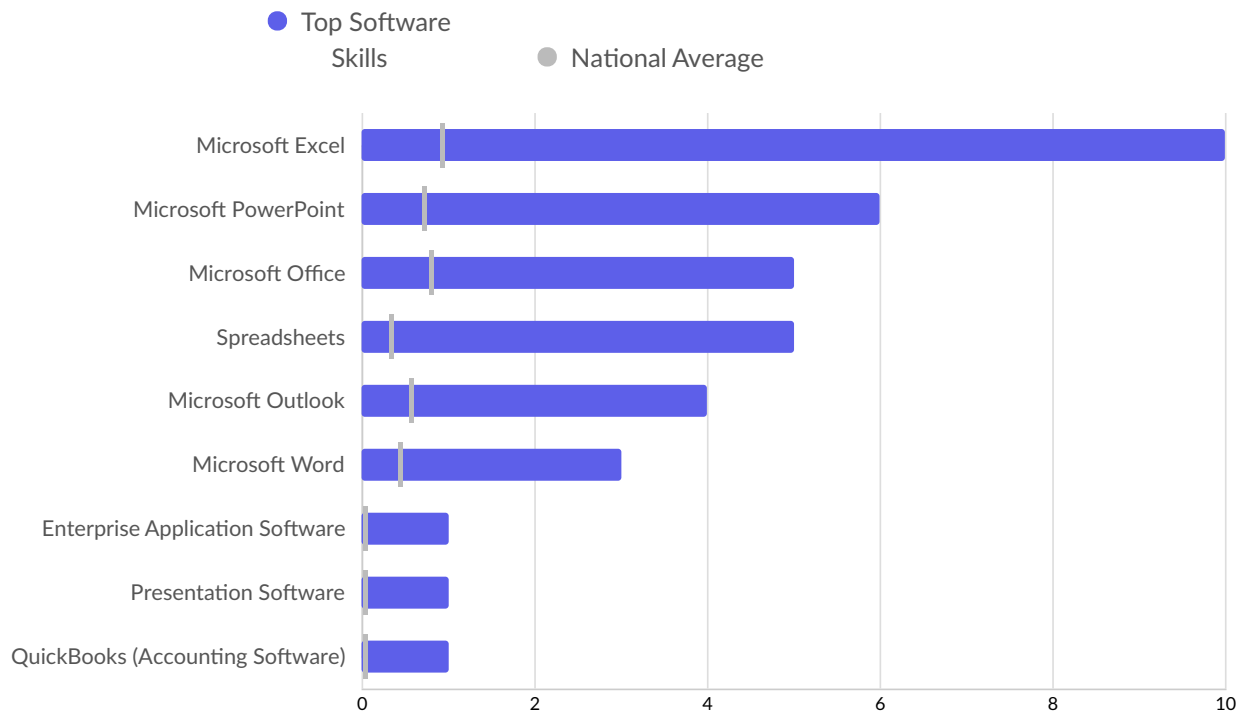
Top Specialized Skills	Unique Postings	National Average
Administrative Support	8	0
Educational Assessment	7	0
Public Relations	7	0
Auditing	5	0
Purchasing	4	0
Taking Meeting Minutes	4	0
Accounting	3	1
Data Entry	3	0
Notetaking	3	0
Punctuation and Capitalization	3	0
Secretarial Experience	3	0
Standard Operating Procedure	3	0
Accounts Payable	2	0

Business Mathematics	2	0
Case Management	2	0
Community Outreach	2	0
Court Reporting	2	0
Finance	2	1
General Mathematics	2	0
Legal Hearings	2	0



Top Common Skills	Unique Postings	National Average
Communication	11	4
Microsoft Excel	10	1
Clerical Works	9	0
Filing	9	0
Organizational Skills	9	1
English Language	8	0
Management	8	2
Professionalism	8	1
Customer Service	7	1
Writing	7	2
Ability To Meet Deadlines	6	0
Accountability	6	1
Interpersonal Communications	6	1

Microsoft PowerPoint	6	1
Operations	6	2
Research	6	1
Administrative Functions	5	0
Composure	5	0
Coordinating	5	2
Detail Oriented	5	1



Top Software Skills	Unique Postings	National Average
Microsoft Excel	10	1
Microsoft PowerPoint	6	1
Microsoft Office	5	1
Spreadsheets	5	0
Microsoft Outlook	4	1
Microsoft Word	3	0
Enterprise Application Software	1	0
Presentation Software	1	0
QuickBooks (Accounting Software)	1	0

Appendix A - Data Sources and Calculations

Lightcast Job Postings

Job postings are collected from various sources and processed/enriched to provide information such as standardized company name, occupation, skills, and geography.

State Data Sources

This report uses state data from the following agencies: California Employment Development Department